



**September 2025 – Northern Ireland (NI) Attitudinal Poll –  
NATIONAL ENERGY ACTION (NEA) - NORTHERN IRELAND (NI)  
MAIN QUANTITATIVE AND QUALITATIVE RESULTS PROJECT REPORT:  
Version 1.0 (26<sup>th</sup> September 2025)**

**This report includes results both the final QUANTITATIVE and QUALITATIVE results, from a NI-Wide Attitudinal Poll-Project carried out by LucidTalk on behalf of the NEA-NI in September 2025.**

**The report has been compiled by LucidTalk on behalf of the NEA-NI**



The Data, Results, and Commentary enclosed in this report are confidential and subject to the provisions of the UK Data Protection Act. Any publication, distribution, or communication, of this report, or parts thereof, are not permitted without the authorisation of LucidTalk and/or the NEA-NI.

LucidTalk is a member of all recognised professional Polling and Market Research organisations, including the UK Market Research Society (UK-MRS), the British Polling Council (BPC), and ESOMAR (European Society of Market Research Organisations). The BPC are the UK professional body ensuring professional Polling and Market Research standards, and all polling, research, sampling, methodologies used, and results and reports production, for this project, are, and have been, carried out to the professional standards laid down by the BPC and also (as published) of AIMRO (Association of Irish Market Research Organisations).

**Strictly Confidential – LucidTalk and NEA-NI use only**

**NB All commentary, is provided ‘for guidance’ and for information purposes only. This is because commentary and analyses are not meant to be absolute determinations from the poll results, as poll and market research results can be subject to differing interpretations, commentary, and conclusions. As such, any commentary, suggested results patterns, comparative analyses, and ‘deep drill-down’ demographic analyses cannot be taken as absolute determinations, and should be treated as indicative only.**

**This commentary and methodology description is confidential and subject to the provisions of the UK Data Protection Act. Any publication, distribution, or communication, of this commentary report, or parts thereof, is not permitted without the authorisation of LucidTalk Limited.**

LucidTalk is a member of The British Polling Council and abides by its rules: <http://www.britishpollingcouncil.org>.

**For further information, please see the LucidTalk website: <https://www.lucidtalk.co.uk/>  
and/or contact: Bill White at LucidTalk: 07711 450545 - Email: [bill.white@lucidtalk.co.uk](mailto:bill.white@lucidtalk.co.uk)**

Subject LT NI Attitudinal Poll Projects – NATIONAL ENERGY ACTION NORTHERN IRELAND (NEA-NI)

Issue 26<sup>th</sup> September 2025: LT NI Attitudinal Poll-Project:  
NEA-NI – September 2025: INTERIM QUANTITATIVE RESULTS AND QUALITATIVE REPORT: Version 1.0 (26<sup>th</sup> September 2025)

Date (Version 1.0 – INTERIM AND QUALITATIVE REPORT): 26<sup>th</sup> September 2025

Author(s) Bill White – LucidTalk

## CONTENTS

<b>LUCIDTALK – INTRODUCTION and BACKGROUND .....</b>	<b>3</b>
<b>LUCIDTALK – POLLING, PROJECT METHODOLOGY, and DATA WEIGHTING .....</b>	<b>3</b>
Demographic Analyses .....	4
<b>Notes – relating specifically to this report – the main project report:.....</b>	<b>5</b>
<b>LUCIDTALK – Professional Credentials .....</b>	<b>5</b>
Key Demographic Data used for analyses:.....	6
Question Analysis Data – Quantitative Questions.....	6
<b>QUALITATIVE SECTIONS – Background Information .....</b>	<b>7</b>
<b>MAIN POLL-SURVEY PROJECT RESULTS – NEA September 2025 Poll.....</b>	<b>9</b>
QUESTION 1 – FINAL RESULTS (NI representative to +/-2.3%).....	9
QUESTION 2 – FINAL RESULTS (NI representative to +/-2.3%).....	10
QUESTION 3 – FINAL RESULTS (NI representative to +/-2.3%).....	11
QUESTION 4 – FINAL RESULTS (NI representative to +/-2.3%).....	17
QUESTION 4a – FINAL RESULTS (NI representative to +/-2.3%).....	22
QUESTION 5 – FINAL RESULTS (NI representative to +/-2.3%).....	23
QUESTION 6 – FINAL RESULTS (NI representative to +/-2.3%).....	24
QUESTION 6a – FINAL RESULTS (NI representative to +/-2.3%).....	25
QUESTION 7 – FINAL RESULTS (NI representative to +/-2.3%).....	26
QUESTION 7a – FINAL RESULTS (NI representative to +/-2.3%).....	27
QUESTION 8 – FINAL RESULTS (NI representative to +/-2.3%).....	28
QUESTION 9 – FINAL RESULTS (NI representative to +/-2.3%).....	30
QUESTION 9a – FINAL RESULTS (NI representative to +/-2.3%).....	31
QUESTION 10 – FINAL RESULTS (NI representative to +/-2.3%).....	32
QUESTION 10a – FINAL RESULTS (NI representative to +/-2.3%).....	33
QUESTION 11 – FINAL RESULTS (NI representative to +/-2.3%).....	40
QUESTION 11a – FINAL RESULTS (NI representative to +/-2.3%).....	41
QUESTION 12 – FINAL RESULTS (NI representative to +/-2.3%).....	49
QUESTION 13 – FINAL RESULTS (NI representative to +/-2.3%).....	50
QUESTION 14 – FINAL RESULTS (NI representative to +/-2.3%).....	51
<b>FINAL COMMENTS SECTION – See Qualitative Report introduction for details .....</b>	<b>60</b>

### Key abbreviations and acronyms used in this report:

NEA-NI – National Energy Action Northern Ireland, NI - Northern Ireland, LT – LucidTalk, UK – United Kingdom,  
BPC – British Polling Council

## LUCIDTALK – INTRODUCTION and BACKGROUND

LucidTalk is a specialist polling and market research company based in Belfast, Northern Ireland. Its mission is to provide professional, in-depth, polling-market research services to public, private, media, and political and public affairs organisations, in Northern Ireland, Ireland, and the UK.

The company was founded in 2012 by Bill White, a mathematics/statistics graduate, who has worked at the highest level in the Information/Communications Technology (ICT) industry for over 25 years. During this time Bill also worked professionally in the polling and market research industry in Great Britain gaining significant business and project-management experience, alongside key knowledge of the latest polling/market research technologies.

Since returning to Northern Ireland, Bill White has been providing polling/market research consultancy and founded LucidTalk in order to offer a full local, regional, and national (UK and Ireland) polling and market research service. Bill White and his LucidTalk colleagues all have ‘frontline’ polling and market research experience, having worked on several political polling projects in Great Britain, including projects for the ‘big name’ UK based polling organisations.

Unlike other companies in the Market Research sector LucidTalk is a focussed company specialising only in Polling and Market Research, and are therefore not ‘distracted’ by other business activities. As such, all LucidTalk personnel have built-up highly specialist knowledge and experience which is cross-transferable between all LucidTalk personnel.

LucidTalk have an experienced team of consultants who provide input, analysis, and opinion for all Poll Project results and reports. In addition, LucidTalk also work closely with all Northern Ireland Marketing, PR, and Public Affairs consultancies.

LucidTalk is fully aware of the market sensitivity of the results obtained from a polling/market research project and LucidTalk guarantee that all our project team(s) from directors to researchers are aware of, and committed to, total confidentiality. In addition, all LucidTalk staff are fully security cleared to the highest level (via AccessNI etc.).

LucidTalk is an exclusive polling partner of the Belfast Telegraph, Northern Ireland’s largest daily newspaper and media group. LucidTalk carry out regular polling for the Belfast Telegraph including several NI-wide poll-projects per annum. This special business relationship exemplifies the confidence that LucidTalk can command from major companies like the Belfast Telegraph.

LucidTalk’s skilled and trained ‘polling teams’ can complete polling projects at short notice without compromising the professionalism, detail, and accuracy of their service. LucidTalk uses the latest polling/market research technologies, and predictive methodologies, thus ensuring the highest degree of accuracy and detail in all projects.

## LUCIDTALK – POLLING, PROJECT METHODOLOGY, and DATA WEIGHTING

LucidTalk runs regular ‘Attitudinal’ polls targeted at various sectors and usually targeted at Northern Ireland (NI), with the objective of obtaining a robust and mathematically representative sample of NI opinion.

For this project, online polling was carried out by LucidTalk over a period of **4 days from 12<sup>th</sup> to 15<sup>th</sup> September 2025**. The project targeted the established Northern Ireland (NI) LucidTalk online Opinion Panel (16,000+ members) which is balanced by gender, age-group, area of residence and community background to ensure it is demographically representative of Northern Ireland. **1,793 full responses were collated**, and after data auditing to ensure:

- (a) 'one person-one vote' responses, and
- (b) the collation of a robust, accurate, and balanced representative NI sample, - 1,050 full responses were recorded and used for analysis in terms of the final results.

This 1,050 response data-set was considered in terms of the final results presented in this report. All data results have been weighted by gender and community background to reflect the demographic composition of Northern Ireland. All data results produced are accurate to a margin of error of +/-2.3%, at 95% confidence. NB All surveys and polls may be subject to sources of error, including, but not limited to sampling error, coverage error, and measurement error. All reported margins of sampling error include the computed design effects for weighting.

All polling questions were agreed by the project partners and designed to British Polling Council (BPC) professional market research standards, to ensure neutrality and balance. This resulted in 14 agreed poll-project questions, plus a range of sub-questions. Full final results are presented in this report. Full demographic analyses will be available via nine (9) different demographics (see below), as part of the main Data-Tables report which will be supplied as part of this project.

If applicable, LucidTalk would be pleased to answer any questions regarding the methodology and results for this project. For more information, please contact LucidTalk directly on: [info@lucidtalk.co.uk](mailto:info@lucidtalk.co.uk).

### NI Targeted Poll – Auditing Process

**Auditing:** This Report includes all the results relating to FULL AUDITED responses (1,050 responses) received as part of the NI poll-project. The poll project was carried out on the basis of 'invitation' to the online LT Northern Ireland (NI) Opinion Panel members (membership 16,000+) resident in the targeted area of NI. The project was carried out on the basis of 'one participant – one vote', and the LucidTalk online polling systems have in-built safeguards and checks to ensure 100% compliance. The poll-project auditing process, which involves detailed IP address analysis of each response, ensures that the complete set of base responses, from which the audited results are determined were totally (to a degree of 99.8%) 'one participant – one vote' with the participants definitely resident in the targeted area i.e. Northern Ireland.

### Demographic Analyses

NB This full report is based on the Data-Tables results which will be supplied shortly to NEA-NI i.e. all the results, and all the demographic analyses, are, and will be, as referenced in the Data-Tables report.

These demographic breakdowns, for each poll question and sub-question, as will be reported in the Data-Tables results are:

- FULL NI representative results
- GENDER
- AGE-GROUP
- SOCIO-ECONOMIC GROUP (Middle class vs Working class etc.)
- NI VOTING BLOCK (Unionist, Nationalist/Republican, Neutrals)
- NI RESIDENCE AREA – By 5 NI Residence areas (see description in Data-Tables report)
- COMMUNITY (religion etc.) - Catholic, No Religion, Other Religion, Prefer not to say, Protestant
- TYPE OF HOUSING – Owner, mortgaged, rented, social housing, etc.
- TYPE OF HOUSE/HOME HEATING – Oil, Gas, Electric, etc.
- DISABLED or NOT DISABLED

Demographic analyses can be provided for any/all of the above demographics. LucidTalk can do all these analyses, and types of analyses, for each poll-survey question, and a PowerPoint presentation slide-deck will be collated containing results graphics for all poll questions, including key demographic analysis results graphics. We would advise that the best approach is for the client i.e. in this case NEA NI to review the main

results of each poll-survey question and then request the particular demographic analyses that would be most applicable, and are of most interest to NEA-NI.

## Notes – relating specifically to this report – the main project report:

- This report includes all the main data results from the project – both quantitative and qualitative (respondent comments etc. – as included in the ‘Final Comments’).
- The results come from a sample of opinion (1,793 responses – 1,050/1,051 weighted/modelled final sample) from the LT NI representative Opinion Panel (16,000+ members) which is balanced and NI representative.
- The results are representative of NI opinion to within an error of only +/-2.3% at 95% confidence.
- Demographic analyses for specific questions can be provided on request by e.g. gender, age-group, residence area, socio-economic group, NI Residence area, political grouping e.g. Unionist, Nat/Rep, Neutral etc.
- As per above, this report also contains the full qualitative report (i.e. all comments made as part of applicable questions). A Word Cloud analysis, and Word count listing, is supplied for the ‘Final Comments’ section.
- This report contains ALL the voluntary comments made as part of the NEA-NI NI-Wide Attitudinal Poll – September 2025, and are verbatim and unedited. NO comments have been removed except some meaningless comments such as N/A, ‘None’, ‘no comment’ etc. Therefore, and as would be expected, this report also contains some critical comments about the poll, the poll questions, and NEA-NI etc.
- NB Qualitative comments are unedited and are exact verbatim comments from the poll participants i.e. they are not grammar or spell checked, however the overall meaning should be clear. NB a separate comment/record No. (left-hand-column), represents a separate comment, from an individual poll-survey participant. To assist reading and reviewing some meaningless comments have been removed e.g. N/A, ‘No comment’, ‘None’ etc. – therefore the No. sequencing may show some ‘missing’ Nos.
- Regardless of the Qualitative (i.e. comments) analyses e.g. Word Cloud analyses, Word count analyses, we recommend a direct review of all comments by applicable and knowledgeable NEA-NI personnel. This is because correct, accurate, and meaningful interpretation of comments, can really only be carried out by those who have key knowledge and experience about the topics and issues being researched.

## LUCIDTALK – Professional Credentials

LucidTalk is a member of all recognised professional Polling and Market Research organisations, including the UK Market Research Society (UK-MRS), the British Polling Council (BPC), and ESOMAR (European Society of Market Research organisations). The BPC are the primary UK professional body ensuring professional Polling and Market Research standards. All polling, research, sampling, methodologies used, market research projects and results and reports production are, carried out to the professional standards laid down by the BPC and also (as published) of AIMRO (Association of Irish Market Research Organisations).

## Key Demographic Data used for analyses:

<b>GENDER:</b> Male or Female?
<b>AGE-GROUP:</b> 18-24, 25-34, 35-44, 45-54, 55-64, 65+ years.
<b>DISABLED/NOT DISABLED:</b> YES, limited a lot, YES, limited a little, NO, Don't Know/Not Sure/No Opinion - or I prefer not to answer
<b>HOUSING:</b> Owner, Mortgaged, Rented, Social Housing, etc.
<b>TYPE OF HOME HEATING:</b> Oil, Gas, Electric, etc.
<b>HOW WOULD YOU DESCRIBE YOUR OCCUPATION – Used for modelling of Socio-Economic Group:</b> A - Managing Director/Senior-Middle Manager/Doctor/Lawyer, B - Junior Manager/Teacher/Small business owner, C - Clerk/Tradesman/Driver/Labourer, D - Unemployed/On Benefits, E - Retired/Housewife/Househusband, F - Student/In Full-Time Education/Training.
<b>HOW WOULD YOU DESCRIBE YOUR COMMUNITY:</b> Catholic, Protestant, Other, no religion/prefer not to say
<b>NI VOTING BLOCK:</b> Unionist, Nationalist/Republican, Neutral, Undetermined
<b>NI RESIDENCE AREA:</b> What NI RESIDENCE AREA of Northern Ireland are you currently resident in?: BELFAST - 4 Belfast Constituencies, EAST NI - E&S Antrim, Lagan Valley, N. Down, Foyle, NORTH - E. L'Derry, N. Antrim, Foyle), SOUTH - Upper Bann, Strangford, Newry and Armagh, South Down, WEST – West Tyrone, Mid-Ulster, Fermanagh and & South Tyrone

## Question Analysis Data – Quantitative Questions

All applicable questions i.e. those with quantitative determinate answer structures e.g. Yes/No/Don't Know – Not Sure, are presented with five key analysis scores, as well as the main total results i.e.

**MEAN** – The average score (shown as a number) within the band of choices as in the question.

**STANDARD DEVIATION** – Amount of variation or dispersion of the set of all values within the question.

**SATISFACTION RATE** – The lower this No. is, then the more the overall question has tended towards 'YES', or towards the 'positive' answer aspect of the poll question, however defined. This is calculated by the overall pattern of all the answers, and not just the 'YES' score, but also including the level of 'NO's and 'Don't Know's'.

**VARIANCE** - The **Variance** measures the average degree to which each score within the poll differs from the **Mean** — the average of all the respondent scores within the poll. NB the **Standard deviation** (see above) looks at how spread out a group of numbers is from the mean, by looking at the square root of the **Variance**.

**STANDARD ERROR** – The error specific to each poll question and usually is either 1% or 2% dependent on the structure of the poll question. However, as per above, the overall error that applies to the total poll-survey project in terms of representing of NI opinion is that the results presented are/will be NI representative to within an error of only +/-2.3% at 95% confidence.



## QUALITATIVE SECTIONS – Background Information

### NATIONAL ENERGY ACTION NORTHERN IRELAND (NEA-NI) –

Northern Ireland (NI) Attitudinal Poll Research Project – September 2025:

Version 1.0: 26th September 2025. Poll-Period: 12<sup>th</sup> – 15<sup>th</sup> September 2025 (1,793 respondents)

Private and Confidential: NEA-NI and LucidTalk use only

NB Qualitative comments are unedited and are exact verbatim comments from the poll participants i.e. they are not grammar or spell checked, however the overall meaning should be clear. NB a separate comment/record No. (left-hand-column), represents a separate comment, from an individual poll-survey participant. To assist reading and reviewing some meaningless comments have been removed e.g. blank answers, N/A, 'No comment', 'None' etc. – therefore the No. sequencing may show some 'missing' Nos.

This report contains ALL the comments for the applicable 'Qualitative' questions made as part of the project *NEA-NI – NI-Wide Attitudinal Poll Research Project re. Home Heating and Fuel Poverty in Northern Ireland: September 2025*, and are verbatim and unedited. NO comments have been removed except some meaningless comments such as N/A, 'None', 'no comment' etc. Therefore, and as would be expected, this report also contains some critical comments about the poll, the poll questions, NEA-NI, and LucidTalk etc.

It is important to note that these are ALL the qualitative results, from the applicable qualitative parts of the relevant poll questions, i.e. from all 1,793 respondents. NB The final quantitative results (the Data-Table results) will use a response data-set smaller than this base response No.

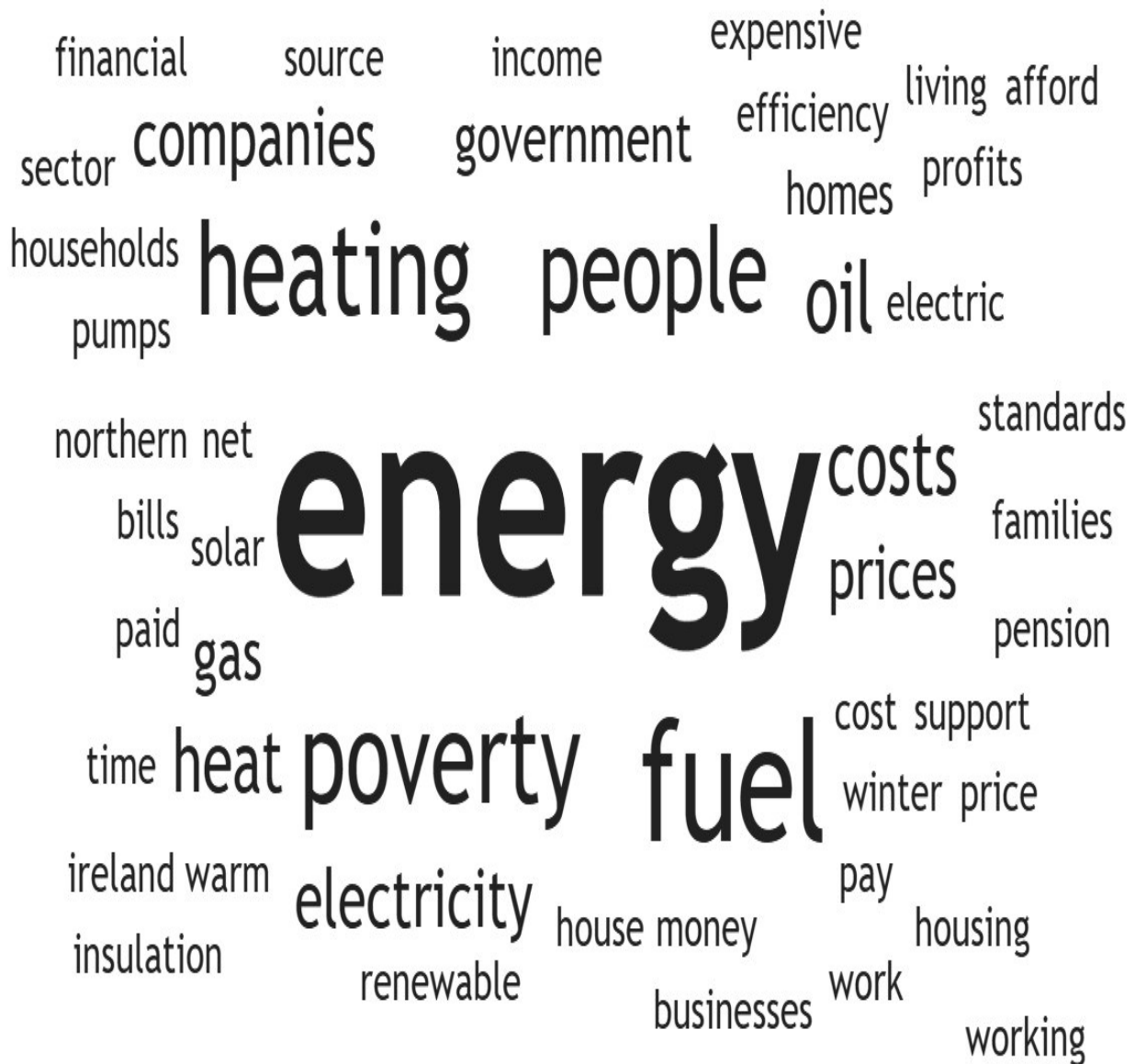
A WORD CLOUD analysis is included applicable to the main qualitative (i.e. comments) section i.e. the 'Final Comments – voluntary' section of the poll-project. However, regardless of the Qualitative (i.e. comments) analyses e.g. Word Cloud analyses, we recommend a direct review of all comments by applicable and knowledgeable NEA-NI personnel. This is because correct and meaningful interpretation of comments, can really only be carried out by those who have key industry, sector knowledge, and experience, about the topics and issues being researched.

The quantitative data-table results, and the final quantitative results, will be presented in the main report for this poll-project, and will be NI representative to within an error of +/-2.3%. The quantitative results shown in this interim report are INDICATIVE ONLY, and are not fully NI representative. In addition, qualitative comments should not be taken as NI representative, apart from the questions when it was compulsory to answer. However, with the voluntary qualitative questions, comments were made voluntarily by the poll participants, and therefore not all of the poll participants recorded comments.

In terms of analysis, it can be reasonably assumed that the voluntary comments made by poll-participants are from those who are the most engaged with the topic being researched, and have the strongest views pro/anti, for or against, the various topics being researched as part of the poll.

NB All qualitative comments are randomised. Therefore, there is no connection between comments made in one section to another e.g. the 7<sup>th</sup> comment in one section does NOT imply that the 7<sup>th</sup> comment in the next section was made by the same person.

**Word Cloud: NEA-NI POLL-PROJECT – FINAL COMMENTS (Voluntary) September 2025:**





## MAIN POLL-SURVEY PROJECT RESULTS – NEA September 2025 Poll

The **NATIONAL ENERGY ACTION (NEA) - NORTHERN IRELAND (NEA-NI) - NI Representative Poll-Survey:**  
Poll-Period: 12<sup>th</sup> to 15<sup>th</sup> September 2025: 1,793 responses - 1,050 NI representative response data-set

### QUESTION 1 – FINAL RESULTS (NI representative to +/-2.3%)

NIView - QUESTION NEA1: Approximately what proportion of your household income do you spend on heating and electricity in a year?								
NEA-NI – LucidTalk NI-Wide representative poll-project. Poll-Period: 12 <sup>th</sup> – 15 <sup>th</sup> September 2025. 1,793 respondents NI-Wide – 1,050/1,051 used in final weighted NI representative sample. RESULTS SHOWN ARE THE FINAL NI REPRESENTATIVE RESULTS. These final results in this main final report are NI representative to +/-2.3%, and reflect the results in the main Data-Tables report. Answer Choices						Response Percent	Response Total	
1	Less than 5%		<div></div>			17%		
2	Between 5% and 10%		<div></div>			32%		
3	Between 11% and 15%		<div></div>			13%		
4	Between 16% and 20%		<div></div>			12%		
5	Between 21% and 25%		<div></div>			8%		
6	Between 26% and 30%		<div></div>			3%		
7	Between 31% and 35%		<div></div>			1%		
8	Between 36% and 40%		<div></div>			1%		
9	41%, or More than 41%		<div></div>			1%		
10	Don't Know/Not Sure/Prefer not to say		<div></div>			12%		
Analysis	Minimum:	1.00	Mean:	3.58	Std. Deviation:	2.79	answered	1,793
	Maximum:	10.00	Variance:	7.81	Std. Error:	0.07		
	Satisfaction Rate:	28.72						

## QUESTION 2 – FINAL RESULTS (NI representative to +/-2.3%)

**NIView - QUESTION NEA2: Background:** *In NI, a fuel poor household (i.e. a household in fuel poverty) is currently defined as “one which needs to spend more than 10% of its income on all fuel use and to heat its home to an adequate standard of warmth. This is generally defined as 21°C in the living room and 18°C in the other occupied rooms – the temperatures recommended by the World Health Organisation”.*

**Based on this, do you consider your household to be in fuel poverty?**

**NEA-NI – LucidTalk NI-Wide representative poll-project. Poll-Period: 12<sup>th</sup> – 15<sup>th</sup> September 2025. 1,793 respondents NI-Wide – 1,050/1,051 used in final weighted NI representative sample. RESULTS SHOWN ARE THE FINAL NI REPRESENTATIVE RESULTS. These final results in this main final report are NI representative to +/- 2.3%, and reflect the results in the main Data-Tables report.**

### Answer Choices

1	YES				<div><div></div></div>		22%		
2	NO				<div><div></div></div>		72%		
3	Don't Know/Not Sure/Prefer not to say				<div><div></div></div>		6%		
Analysis	Minimum:		1.00	Mean:	1.86	Std. Deviation:	0.50	answered	1,793
	Maximum:		3.00	Variance:	0.25	Std. Error:	0.01		
	Satisfaction Rate:		42.87						

## QUESTION 3 – FINAL RESULTS (NI representative to +/-2.3%)

**NIView - QUESTION NEA3: How do you heat your home and water?**  
**PLEASE TICK ALL THAT APPLY, or else the 'None of the above...' option.**

**NEA-NI – LucidTalk NI-Wide representative poll-project. Poll-Period: 12<sup>th</sup> – 15<sup>th</sup> September 2025. 1,793 respondents NI-Wide – 1,050/1,051 used in final weighted NI representative sample. RESULTS SHOWN ARE THE FINAL NI REPRESENTATIVE RESULTS. These final results in this main final report are NI representative to +/- 2.3%, and reflect the results in the main Data-Tables report.**

**Answer Choices - (a) Total zero result, i.e. no responses to this option in the total poll**

1	Coal fire with back boiler	<div><div></div></div>	10%					
2	Home heating oil	<div><div></div></div>	60%					
3	Natural gas	<div><div></div></div>	34%					
4	Electricity	<div><div></div></div>	35%					
5	Solar photovoltaic	<div><div></div></div>	5%					
6	Wind turbine	<div><div></div></div>	0%					
7	Micro combined heat and power	<div><div></div></div>	0%					
8	Anaerobic digestion (a)	<div><div></div></div>	0%					
9	Biomass boiler	<div><div></div></div>	1%					
10	Air source heat pump	<div><div></div></div>	1%					
11	Ground source heat pump	<div><div></div></div>	0%					
12	Solar thermal hot water	<div><div></div></div>	2%					
13	None of the above - Don't Know/Not Sure/Prefer not to say	<div><div></div></div>	1%					
14	Other Method (please specify) - compulsory to answer, if ticked:	<div><div></div></div>	8%	144				
Analysis	Minimum:	1.00	Mean:	3.67	Std. Deviation:	3.00	answered	1,793
	Maximum:	14.00	Variance:	9.00	Std. Error:	0.06		

**Other Method (please specify) - compulsory to answer, if ticked: (144)**

1	Calor gas tank
2	Coal fire without back boiler
3	Wood burning stove
4	Wood burning stove

**NView - QUESTION NEA3: How do you heat your home and water?**  
**PLEASE TICK ALL THAT APPLY, or else the 'None of the above...' option.**

- |    |                                      |
|----|--------------------------------------|
| 5  | Wood burning stoves                  |
| 6  | Wood burning stove                   |
| 8  | Wood stove                           |
| 9  | Stove in sitting room also           |
| 10 | A wood burner as well                |
| 11 | Wood burning stove.                  |
| 12 | Log burner                           |
| 13 | Bottle gas fire                      |
| 14 | wood burner                          |
| 15 | Coal fire                            |
| 16 | Open fire                            |
| 17 | Log burner + pellet burner           |
| 18 | Woodburner                           |
| 19 | Multifuel stove                      |
| 20 | Occasionally coal fire               |
| 21 | Wood burning stove                   |
| 22 | Numerous Electric blankets           |
| 23 | Wood burning stove                   |
| 24 | Wood burning stove                   |
| 25 | Multi-fuel (wood/coal) burner        |
| 26 | Multifuel burner                     |
| 27 | Coal fire w/out back boiler          |
| 28 | Woodfire with boiler and gas back up |
| 29 | Stove to assist with Oil Heating     |
| 30 | Log burner                           |
| 31 | Stove                                |
| 32 | Wood burner                          |
| 33 | LPG                                  |

**NView - QUESTION NEA3: How do you heat your home and water?**  
**PLEASE TICK ALL THAT APPLY, or else the 'None of the above...' option.**

- |    |                          |
|----|--------------------------|
| 34 | Bottled Gas              |
| 35 | Economy 7                |
| 36 | Woodburner               |
| 37 | Wood burning Stove       |
| 38 | LPG                      |
| 39 | Multifuel stove.         |
| 40 | lpg                      |
| 41 | Wood stove.              |
| 42 | Gas                      |
| 43 | Wood burning stove       |
| 44 | Multi fuel burner        |
| 45 | Open fire                |
| 46 | LPG                      |
| 47 | Wood burning stove       |
| 48 | Wood fire                |
| 49 | Open fire                |
| 50 | Wood burning stove       |
| 51 | Wood burning stove       |
| 52 | Wood burning stove       |
| 53 | Coal fire                |
| 54 | Coal fire no back boiler |
| 55 | Wood fire burner         |
| 56 | lpg                      |
| 57 | Multi fuel stove         |
| 58 | Open fire                |
| 59 | Wood stove               |
| 60 | Wood                     |
| 61 | Wood stove               |



**NView - QUESTION NEA3: How do you heat your home and water?**  
**PLEASE TICK ALL THAT APPLY, or else the 'None of the above...' option.**

62	Wood burning stove
63	Coal fire
64	Wood burner
65	Wood pellet boiler
66	Wood burner
67	wood burning stove no back boiler
68	Coal fire no back boiler
69	superser and electric heaters
70	Solid fuel boiler stove as secondary
71	LPG Super Ser
72	Coal fire - no back boiler
73	Wood burners x 2
74	wood burning stove
75	wood burning stove
76	Wood burner
77	Open fire in the living room
78	LPG
79	Wood stove
80	Wood burning stove
81	Solar PV and Eddy device
82	Coal fire no back boiler
83	Open fire
84	Wood burning stove
85	Wood burner
86	Stove
87	Multi Fuel Stove
88	Gas tank
89	Open fire

**NView - QUESTION NEA3: How do you heat your home and water?**  
**PLEASE TICK ALL THAT APPLY, or else the 'None of the above...' option.**

- |     |                               |
|-----|-------------------------------|
| 90  | Log burning stove             |
| 91  | Wood burning stove            |
| 92  | coal fire with no back boiler |
| 93  | Multi fuel wood burner        |
| 94  | Multifuel Stove               |
| 95  | Coal fire-no back boiler      |
| 96  | Wood-burning stove            |
| 97  | Coal fire but no back boiler  |
| 98  | Coal fire - no back boiler    |
| 99  | Wood burner                   |
| 100 | Wood burning stove            |
| 101 | Open fire in sitting room     |
| 102 | Woodburner                    |
| 103 | Wood burning stove            |
| 104 | Coal fire                     |
| 105 | Wood burning stove            |
| 106 | Log burner                    |
| 107 | Coal fire                     |
| 108 | wood burning stove            |
| 109 | Multi fuel stove              |
| 110 | Stove                         |
| 111 | Coal fire no back boiler      |
| 112 | Multi fuel stove              |
| 113 | Wood burning stove            |
| 114 | Log burner                    |
| 115 | open fire                     |
| 116 | Coal and wood burning stove   |
| 117 | Log burning stove             |

**NIView - QUESTION NEA3: How do you heat your home and water?**  
**PLEASE TICK ALL THAT APPLY, or else the 'None of the above...' option.**

- |     |   |
|-----|---|
| 118 | Wood burning stove                            |
| 119 | Wood burning stove                            |
| 120 | Wood stove                                    |
| 121 | Wood heater for TV room                       |
| 122 | Multi fuel burner                             |
| 123 | Woodburner                                    |
| 124 | Log Burner                                    |
| 125 | Coal and wood fire                            |
| 126 | Log burner                                    |
| 127 | Woodburning inset stove                       |
| 128 | Multi fuel stove/log burner connected to pump |
| 129 | Wood burning stove                            |
| 130 | Pellet burner                                 |
| 131 | Stove   |
| 132 | Coal fire                                     |
| 133 | Wood burner                                   |
| 134 | Wood burner                                   |
| 135 | Wood pellets                                  |
| 136 | Open fire with no back boiler                 |
| 137 | Wood burning stove                            |
| 138 | coal fire without a back boiler               |
| 139 | coal fire, no back boiler                     |
| 140 | Fireplace fire without back boiler            |
| 141 | Open coal/log fire downstairs                 |
| 142 | Wood burning stove                            |
| 143 | Coal fire, no back boiler. Log burning stove. |
| 144 | Wood burner                                   |

## QUESTION 4 – FINAL RESULTS (NI representative to +/-2.3%)

**NIView - QUESTION NEA4: What payment methods do you use for your heating and electricity? PLEASE TICK ALL THAT APPLY, or else the 'None of the above...' option.**

**NEA-NI – LucidTalk NI-Wide representative poll-project. Poll-Period: 12<sup>th</sup> – 15<sup>th</sup> September 2025. 1,793 respondents NI-Wide – 1,050/1,051 used in final weighted NI representative sample. RESULTS SHOWN ARE THE FINAL NI REPRESENTATIVE RESULTS. These final results in this main final report are NI representative to +/- 2.3%, and reflect the results in the main Data-Tables report.**

### Answer Choices

1	Oil: One payment	<div><div></div></div>	51%							
2	Oil: Part-payment (monthly/quarterly)	<div><div></div></div>	5%							
3	Oil: Fuel Direct	<div><div></div></div>	2%							
4	Oil: Buying Clubs/Fuel Stamps	<div><div></div></div>	2%							
5	Gas: Prepayment Meter/Pay-As-You-Go	<div><div></div></div>	14%							
6	Gas: Direct Debit (monthly/quarterly)	<div><div></div></div>	19%							
7	Electricity: Prepayment Meter/Keypad	<div><div></div></div>	22%							
8	Electricity: Direct Debit (monthly/quarterly)	<div><div></div></div>	53%							
9	None of the above - Don't Know/Not Sure/Prefer not to say	<div><div></div></div>	0%							
10	Other Method (please specify) - compulsory to answer, if ticked:	<div><div></div></div>	6%	101						
Analysis			Minimum:	1.00	Mean:	5.26	Std. Deviation:	2.99	answered	1,793
			Maximum:	10.00	Variance:	8.92	Std. Error:	0.05		

### Other Method (please specify) - compulsory to answer, if ticked: (101)

1	Paying money to buy coal
2	Pay by debit card per quarter
3	I get mine free.
4	Kiln Dried Logs - 1 payment
5	Electricity on invoice
6	Wood/blocks one payment
7	by cheque
8	Gas: When bill arrives
9	Gas pay on issue of bill

**NView - QUESTION NEA4: What payment methods do you use for your heating and electricity? PLEASE TICK ALL THAT APPLY, or else the 'None of the above...' option.**

- |    |   |
|----|---|
| 10 | Pay electricity quarterly when the meter is read.               |
| 11 | Coal one off payment's  |
| 12 | Coal & Slack - buy in shop when needed                          |
| 13 | Buy coal and wood as needed                                     |
| 14 | I buy coal  |
| 15 | Coal one payment  |
| 16 | pay as directed by meter reading                                |
| 17 | Pay for wood and coal with debit card                           |
| 18 | Gas: pay bills as they come in                                  |
| 19 | Quarterly bills   |
| 20 | Stove   |
| 21 | Electricity pay variable amount each month to my online account |
| 22 | Electricity one off   |
| 23 | Electricity - quarterly bill not DD                             |
| 24 | Chopping fallen wood.   |
| 25 | When bill comes in.   |
| 26 | Gas - online payment  |
| 27 | Gas, billed   |
| 28 | Fill drums of oil at garage                                     |
| 29 | Pay for use quarterly   |
| 30 | Electric - quarterly bill                                       |
| 31 | Quarterly when billed   |
| 32 | Electricity one payment   |
| 33 | Pay when get quarterly bill                                     |
| 34 | We pay quarterly bills online, not by direct debit              |
| 35 | Collect wood  |
| 36 | Pay by cash   |
| 37 | Electric paid monthly   |



**NView - QUESTION NEA4: What payment methods do you use for your heating and electricity? PLEASE TICK ALL THAT APPLY, or else the 'None of the above...' option.**

- |    |   |
|----|---|
| 38 | 1t wood pellets once year   |
| 39 | One payment   |
| 40 | Coal - direct debit   |
| 41 | Pay per delivery  |
| 42 | Electricity, bi-monthly, pellets, ordered as required                       |
| 43 | Service charges   |
| 44 | Electricity one payment   |
| 45 | Gas - Quarterly bills   |
| 46 | I buy kiln drier  |
| 47 | superser gas tank   |
| 48 | Cas for gas cylinders   |
| 49 | Coal cash   |
| 50 | LPG on delivery   |
| 51 | Cash for coal   |
| 52 | Cash/debit card   |
| 53 | Pay when ordered  |
| 54 | Coal / wood payment   |
| 55 | Kiln dried logs   |
| 56 | Logs  |
| 57 | Purchase wood using cash  |
| 58 | Electricity:quarterly meter reading   |
| 59 | one payment   |
| 60 | I live in sheltered accommodation and I'm billed by the housing association |
| 61 | Order pallet of wood pellets  |
| 62 | LPG gas - paid on fill  |
| 63 | Pay per tank fill 2 or 3 times a year on delivery                           |
| 64 | OIL paid at time of order. ELECTRICITY paid on receipt of quarterly bill.   |
| 65 | One payment quarterly   |





**NIView - QUESTION NEA4: What payment methods do you use for your heating and electricity? PLEASE TICK ALL THAT APPLY, or else the 'None of the above...' option.**

- |    |   |
|----|---|
| 66 | Gas pay on receipt of bill  |
| 67 | Electric pay when due at Post Office                              |
| 68 | Gas - cheque when bill is received                                |
| 69 | When we need oil we pay for it when we order                      |
| 70 | Timber  |
| 71 | Family pay for it   |
| 72 | Coal, wood  |
| 73 | By credit transfer each quarter                                   |
| 74 | electricity one payment   |
| 75 | electricity by cheque on receipt of bill                          |
| 76 | Coal and wood for open fire - one payment                         |
| 77 | Coal (as needed) - cash   |
| 78 | Gas when Bill arrives   |
| 79 | Gas bill at bank cash   |
| 80 | One payment when bill received                                    |
| 81 | gas paid quarterly  |
| 82 | Buy logs in twice a year  |
| 83 | Cash  |
| 84 | Wood as used  |
| 85 | electricity is paid per cheque on quarterly invoice               |
| 86 | Buy logs  |
| 87 | Coal and wood for the stove                                       |
| 88 | Coal bought directly  |
| 89 | Pay bills online as required with debit card not by direct debit. |
| 90 | Quarterly bill  |
| 91 | gas, when bill comes in   |
| 92 | Electricity by cheque   |
| 93 | coal - one payment  |

**NIView - QUESTION NEA4: What payment methods do you use for your heating and electricity? PLEASE TICK ALL THAT APPLY, or else the 'None of the above...' option.**

94	Cheque
95	coal as and when required
96	purchasing fuel for an open fireplace fire
97	Coal/logs one payment
98	Pay when get the bill
99	Wood pellets
100	Electricity - make one-off payment when they chase me.
101	Wooden logs

## QUESTION 4a – FINAL RESULTS (NI representative to +/-2.3%)

NIView - QUESTION NEA4a: You answered ‘Gas: Prepayment Meter/Pay-As-You-Go’ and/or ‘Electricity: Prepayment Meter/Keypad’ to the previous question - QNEA4. As such, please indicate, have you at any time had to use the emergency credit feature?								
<b>NEA-NI – LucidTalk NI-Wide representative poll-project. Poll-Period: 12<sup>th</sup> – 15<sup>th</sup> September 2025. 1,793 respondents NI-Wide – 1,050/1,051 used in final weighted NI representative sample. RESULTS SHOWN ARE THE FINAL NI REPRESENTATIVE RESULTS. These final results in this main final report are NI representative to +/-2.3%, and reflect the results in the main Data-Tables report.</b>						<b>Response Percent – 29% of respondents were ‘qualified’ to answer this question</b>	<b>Response Percent – in total % format</b>	<b>Response Total</b>
<b>1</b>	<b>Yes, on one occasion</b>					<b>2%</b>	<b>7%</b>	
<b>2</b>	<b>Yes, on more than one occasion</b>					<b>12%</b>	<b>41%</b>	
<b>3</b>	<b>No</b>					<b>14%</b>	<b>48%</b>	
<b>4</b>	<b>Don't Know/Not Sure/No Opinion</b>					<b>1%</b>	<b>4%</b>	
<b>Analysis</b>	Minimum:	1.00	Mean:	2.48	Std. Deviation:	0.69	<b>answered</b>	<b>1,793</b>
	Maximum:	4.00	Variance:	0.48	Std. Error:	0.03		
	Satisfaction Rate:	49.31						

## QUESTION 5 – FINAL RESULTS (NI representative to +/-2.3%)

**NIView - QUESTION NEA5: At any point in the last 24 months have you gone without heating or electricity as a result of not being able to afford the costs of your energy (e.g. unable to top up your oil tank, unable to put credit on a keypad / pay-as-you-go meter or unable to pay a bill).**

**NEA-NI – LucidTalk NI-Wide representative poll-project. Poll-Period: 12<sup>th</sup> – 15<sup>th</sup> September 2025. 1,793 respondents NI-Wide – 1,050/1,051 used in final weighted NI representative sample. RESULTS SHOWN ARE THE FINAL NI REPRESENTATIVE RESULTS. These final results in this main final report are NI representative to +/- 2.3%, and reflect the results in the main Data-Tables report.**

### Answer Choices

1	NO, never	<div><div></div></div>	80%					
2	YES, on one occasion	<div><div></div></div>	10%					
3	YES, on more than one occasion	<div><div></div></div>	10%					
Analysis	Minimum:	1.00	Mean:	1.26	Std. Deviation:	0.61	answered	1,793
	Maximum:	3.00	Variance:	0.37	Std. Error:	0.01		
	Satisfaction Rate:	12.77						







## QUESTION 6 – FINAL RESULTS (NI representative to +/-2.3%)






**NIView - QUESTION NEA6: Are you currently in, or have you at any time in the past 24 months been in, debt to your energy supplier?**

**NEA-NI – LucidTalk NI-Wide representative poll-project. Poll-Period: 12<sup>th</sup> – 15<sup>th</sup> September 2025. 1,793 respondents NI-Wide – 1,050/1,051 used in final weighted NI representative sample. RESULTS SHOWN ARE THE FINAL NI REPRESENTATIVE RESULTS. These final results in this main final report are NI representative to +/- 2.3%, and reflect the results in the main Data-Tables report.**

### Answer Choices

			Response Percent	Response Total
1	YES, currently in debt		2%	
2	YES, have been in debt at some time in the past 24 months		6%	
3	NO		91%	
4	Don't Know/Not Sure/Prefer not to say		1%	
Analysis	Minimum:	1.00	Mean:	2.90
	Maximum:	4.00	Std. Deviation:	0.39
	Satisfaction Rate:	63.48	Variance:	0.15
			Std. Error:	0.01
			<b>answered</b>	<b>1,793</b>

## QUESTION 6a – FINAL RESULTS (NI representative to +/-2.3%)

<p><b>NIView - QUESTION NEA6a:</b> <i>You answered 'Yes' to the previous question, - We would be grateful if you would tell us approximately the amount of debt you are in, or were in, at any time in the past 24 months to your energy supplier? NB this is voluntary, - if you don't want to say then please just choose the '.../Prefer not to say' option.</i></p>					
<p><b>NEA-NI – LucidTalk NI-Wide representative poll-project. Poll-Period: 12<sup>th</sup> – 15<sup>th</sup> September 2025. 1,793 respondents NI-Wide – 1,050/1,051 used in final weighted NI representative sample. RESULTS SHOWN ARE THE FINAL NI REPRESENTATIVE RESULTS. These final results in this main final report are NI representative to +/-2.3%, and reflect the results in the main Data-Tables report.</b></p> <p><b>Answer Choices</b></p>				<p><b>Response Percent – 8% of respondents were 'qualified' to answer this question</b></p>	<p><b>Response Percent – in total % format</b></p>
1	up to £100		3%	38%	Response Total
2	£100 to £500		4%	50%	
3	£500 to £1000		0%	0%	
4	More than £1000		1%	12%	
5	Don't Know/Not Sure/Prefer not to say		0%	0%	
Analysis	Minimum:	1.00	Mean:	2.12	answered
	Maximum:	5.00	Variance:	0.85	
	Satisfaction Rate:	28.12	Std. Deviation:	0.92	
				Std. Error:	0.07
					1,793

## QUESTION 7 – FINAL RESULTS (NI representative to +/-2.3%)

**NIView - QUESTION NEA7: Have you or a member of your household had to borrow money to pay for your energy use?**

**NEA-NI – LucidTalk NI-Wide representative poll-project. Poll-Period: 12<sup>th</sup> – 15<sup>th</sup> September 2025. 1,793 respondents NI-Wide – 1,050/1,051 used in final weighted NI representative sample. RESULTS SHOWN ARE THE FINAL NI REPRESENTATIVE RESULTS. These final results in this main final report are NI representative to +/- 2.3%, and reflect the results in the main Data-Tables report.**

### Answer Choices

1	YES, on one occasion	<div><div></div></div>	7%					
2	YES, on more than one occasion	<div><div></div></div>	8%					
3	NO	<div><div></div></div>	84%					
4	Don't Know/Not Sure/Prefer not to say	<div><div></div></div>	1%					
Analysis	Minimum:	1.00	Mean:	2.83	Std. Deviation:	0.52	answered	1,793
	Maximum:	4.00	Variance:	0.27	Std. Error:	0.01		
	Satisfaction Rate:	60.90						

## QUESTION 7a – FINAL RESULTS (NI representative to +/-2.3%)

**NIView - QUESTION NEA7a: You answered 'Yes' to the previous question, - As such, we would be grateful if you would let us know how/where you borrowed money to pay for your energy use? PLEASE TICK ALL THAT APPLY, or else the 'None of the above...' option.**

**NEA-NI – LucidTalk NI-Wide representative poll-project. Poll-Period: 12<sup>th</sup> – 15<sup>th</sup> September 2025. 1,793 respondents NI-Wide – 1,050/1,051 used in final weighted NI representative sample. RESULTS SHOWN ARE THE FINAL NI REPRESENTATIVE RESULTS. These final results in this main final report are NI representative to +/-2.3%, and reflect the results in the main Data-Tables report.**

### Answer Choices

NEA-NI – LucidTalk NI-Wide representative poll-project. Poll-Period: 12 <sup>th</sup> – 15 <sup>th</sup> September 2025. 1,793 respondents NI-Wide – 1,050/1,051 used in final weighted NI representative sample. RESULTS SHOWN ARE THE FINAL NI REPRESENTATIVE RESULTS. These final results in this main final report are NI representative to +/-2.3%, and reflect the results in the main Data-Tables report.							Response Percent – 15% of respondents were ‘qualified’ to answer this question	Response Percent – in total % format	Response Total
Answer Choices									
1	Used emergency credit					<div></div>	3%	20%	
2	Borrowed money from family and friends					<div></div>	11%	73%	
3	Taken out a loan					<div></div>	2%	13%	
4	Used unregulated financial services					<div></div>	0%	0%	
5	Paid for energy using credit cards					<div></div>	5%	33%	
6	None of the above - Don’t Know/Not Sure/Prefer not to say					<div></div>	0%	0%	
7	Other (please specify - compulsory to answer if ticked):					<div></div>	2%	13%	11
Analysis	Minimum:	1.00	Mean:	2.88	Std. Deviation:	1.60		answered	1,793
	Maximum:	7.00	Variance:	2.55	Std. Error:	0.09			
Other (please specify - compulsory to answer if ticked): (11)									
2	friend								
3	Used money from personal savings and replenished again when paid.								
4	None of the above clicked the wrong button								
5	credit union								
6	Charity								
7	DHSS Loan								
8	Svp coal fund								
9	Payday loan								
10	Over drawn In Bank by arrangement								
11	PayPal Credit, unauthorised overdraft								

## QUESTION 8 – FINAL RESULTS (NI representative to +/-2.3%)

**NIView - QUESTION NEA8: Did you or any members of your household adopt any of the following behaviours last winter, or within the last 24 months, due to the rising energy prices and the cost of living?**

**PLEASE TICK ALL THAT APPLY, or else the 'NONE - None of the above...' option. The options are randomised for each respondent to ensure the collation of a balanced and representative NI sample.**

**NEA-NI – LucidTalk NI-Wide representative poll-project. Poll-Period: 12<sup>th</sup> – 15<sup>th</sup> September 2025. 1,793 respondents NI-Wide – 1,050/1,051 used in final weighted NI representative sample. RESULTS SHOWN ARE THE FINAL NI REPRESENTATIVE RESULTS. These final results in this main final report are NI representative to +/- 2.3%, and reflect the results in the main Data-Tables report.**

### Answer Choices

1	Reduced use of central heating in your home	<div></div>	50%					
2	Sitting in a cold home wearing coats, blankets or using a hot water bottle	<div></div>	26%					
3	Skipped meals or reduced the amount of food consumed	<div></div>	7%					
4	Reduced use of hot water, including less frequent showers/baths or washing up with cold water	<div></div>	21%					
5	Relying on emergency credit between paydays	<div></div>	4%					
6	Using credit cards to pay for heating or other essentials	<div></div>	11%					
7	Spending time in heated public spaces like a library or community centre or on public transport	<div></div>	4%					
8	Using alternative heating sources (e.g. fan heaters etc.)	<div></div>	17%					
9	Using alternative cooking sources (e.g. camping stove, disposable BBQ, etc.)	<div></div>	2%					
10	Going to bed earlier to avoid sitting in a cold home	<div></div>	25%					
11	NONE - None of the above - Don't Know/Not Sure/Prefer not to say	<div></div>	40%					
12	Other - (please specify - compulsory to answer if ticked):	<div></div>	1%	18				
Analysis	Minimum:	1.00	Mean:	5.71	Std. Deviation:	4.01	answered	1,793
	Maximum:	12.00	Variance:	16.09	Std. Error:	0.07		

### NOTES

Other - (please specify - compulsory to answer if ticked): (18)



**NIView - QUESTION NEA8: Did you or any members of your household adopt any of the following behaviours last winter, or within the last 24 months, due to the rising energy prices and the cost of living?**

**PLEASE TICK ALL THAT APPLY, or else the 'NONE - None of the above...' option. The options are randomised for each respondent to ensure the collation of a balanced and representative NI sample.**

- |    |  |
|----|--|
| 1  | Heating only one room  |
| 2  | We spend our winters in Spain because as pensioners it's cheaper to rent a flat and eat there than it is to heat our house and eat here. |
| 3  | No. And I know no one who has genuinely had to use these measures.   |
| 4  | Using electrically-heated blanket in living room   |
| 5  | Showering at work/gym  |
| 6  | Reduced thermostat temperature   |
| 7  | I don't use heating but by choice not due to cost  |
| 8  | Wearing extra layers in the winter.  |
| 9  | hot water bottles to keep warm during day  |
| 10 | Dance in the home to heat up my body   |
| 11 | Upgraded to more efficient boiler  |
| 12 | Electric blanket   |
| 13 | None of the above  |
| 14 | use of energy saving appliances eg heated airer rather than tumble drier, use of air fryer rather than oven                              |
| 15 | More time spent in work as it's heated   |
| 16 | Use an electric blanket to keep warm.  |
| 17 | We don't use central heating   |
| 18 | used hot water bottle to keep warm rather than turning on heating  |

## QUESTION 9 – FINAL RESULTS (NI representative to +/-2.3%)







**NIView - QUESTION NEA9: Has your health and wellbeing, or any member of your household's, been impacted by the rising energy prices and the cost of living?**

**NEA-NI – LucidTalk NI-Wide representative poll-project. Poll-Period: 12<sup>th</sup> – 15<sup>th</sup> September 2025. 1,793 respondents NI-Wide – 1,050/1,051 used in final weighted NI representative sample. RESULTS SHOWN ARE THE FINAL NI REPRESENTATIVE RESULTS. These final results in this main final report are NI representative to +/- 2.3%, and reflect the results in the main Data-Tables report.**

### Answer Choices

1	YES	<div><div></div></div>	24%					
2	NO	<div><div></div></div>	69%					
3	Don't Know/Not Sure/Prefer not to say	<div><div></div></div>	7%					
Analysis	Minimum:	1.00	Mean:	1.88	Std. Deviation:	0.50	answered	1,793
	Maximum:	3.00	Variance:	0.25	Std. Error:	0.01		
	Satisfaction Rate:	44.10						

## QUESTION 9a – FINAL RESULTS (NI representative to +/-2.3%)

<p><b>NIView - QUESTION NEA9a: You answered 'Yes' to the previous question, - As such, please indicate how your, or a member of your household's health and wellbeing has been impacted?</b></p> <p><b>PLEASE TICK ALL THAT APPLY, or else the 'None of the above...' option.</b></p>							
<p><b>NEA-NI – LucidTalk NI-Wide representative poll-project. Poll-Period: 12<sup>th</sup> – 15<sup>th</sup> September 2025. 1,793 respondents NI-Wide – 1,050/1,051 used in final weighted NI representative sample. RESULTS SHOWN ARE THE FINAL NI REPRESENTATIVE RESULTS. These final results in this main final report are NI representative to +/-2.3%, and reflect the results in the main Data-Tables report.</b></p> <p><b>Answer Choices</b></p>				Response Percent – 24% of respondents were 'qualified' to answer this question	Response Percent – in total % format	Response Total	
1	Mental health impacts.		16%	66%			
2	General physical health impacts.		12%	50%			
3	Deterioration of an existing health condition.		8%	33%			
4	Requiring more visits to a GP or Hospital.		3%	13%			
5	None of the above - Don't Know/Not Sure/Prefer not to say		1%	4%			
6	Other (please specify - Compulsory to answer if ticked):		0.5%	1%		9	
Analysis	Minimum:	1.00	Mean:	2.19	Std. Deviation:	1.21	
	Maximum:	6.00	Variance:	1.47	Std. Error:	0.05	
							answered 1,793
Other (please specify - Compulsory to answer if ticked): (9)							
1	General anxiety over rising costs						
2	financial wellbeing decrease						
3	It's put strain on our relationship due to the financial stress						
4	General stress, with concern about rising living costs.						
5	Fibromyalgia, negatively affected by cold, need baths to warm up & reduce pain, can't afford it.						
6	Had to choose food over heating						
7	Added stress at Govt Policy on letting energy costs climb unhindered						
8	In terms of health, access to GP services						
9	Worrying about increased payments and cutting back on things like eating out, clothes, family trips etc						

## QUESTION 10 – FINAL RESULTS (NI representative to +/-2.3%)

**NIView - QUESTION NEA10: Has your, or any member of your household's quality of life been impacted by the rising energy prices and the cost of living?**

**NEA-NI – LucidTalk NI-Wide representative poll-project. Poll-Period: 12<sup>th</sup> – 15<sup>th</sup> September 2025. 1,793 respondents NI-Wide – 1,050/1,051 used in final weighted NI representative sample. RESULTS SHOWN ARE THE FINAL NI REPRESENTATIVE RESULTS. These final results in this main final report are NI representative to +/- 2.3%, and reflect the results in the main Data-Tables report.**

### Answer Choices

1	YES	<div><div></div></div>					35%	
2	NO	<div><div></div></div>					59%	
3	Don't Know/Not Sure/Prefer not to say	<div><div></div></div>					6%	
Analysis	Minimum:	1.00	Mean:	1.72	Std. Deviation:	0.55	answered	1,793
	Maximum:	3.00	Variance:	0.30	Std. Error:	0.01		
	Satisfaction Rate:	35.91						

## QUESTION 10a – FINAL RESULTS (NI representative to +/-2.3%)

NIView - QUESTION NEA10a: <i>You answered 'Yes' to the previous question, - As such, please indicate how your, or a member of your household's quality of life has been impacted.</i>									
PLEASE TICK ALL THAT APPLY, or else the 'None of the above...' option.									
NEA-NI – LucidTalk NI-Wide representative poll-project. Poll-Period: 12 <sup>th</sup> – 15 <sup>th</sup> September 2025. 1,793 respondents NI-Wide – 1,050/1,051 used in final weighted NI representative sample. RESULTS SHOWN ARE THE FINAL NI REPRESENTATIVE RESULTS. These final results in this main final report are NI representative to +/-2.3%, and reflect the results in the main Data-Tables report.						Response Percent – 35% of respondents were 'qualified' to answer this question	Response Percent – in total % format	Response Total	
Answer Choices									
1	Physically	<div><div></div></div>				15%	43%		
2	Educationally	<div><div></div></div>				1%	3%		
3	Emotionally	<div><div></div></div>				19%	54%		
4	Socially	<div><div></div></div>				13%	37%		
5	Financially	<div><div></div></div>				28%	80%		
6	None of the above - Don't Know/Not Sure/Prefer not to say	<div><div></div></div>				0%	0.5%		
7	Other (please specify - Compulsory to answer if ticked):	<div><div></div></div>				0%	0.5%	4	
Analysis		Minimum:	1.00	Mean:	3.59	Std. Deviation:	1.45	answered	1,793
		Maximum:	7.00	Variance:	2.11	Std. Error:	0.04		
Other (please specify - Compulsory to answer if ticked): (4)									
1	Putting up with cold rooms to save on central heating								
2	Arthritis is worse in a cold environment								
3	I dread winter. Always cold despite 3 layers of clothing								
4	Hygiene								
It would be useful if you could say why you answered this way? - Voluntary: (114)									
1	I am disabled and on benefits								
2	Even though I earn a decent wage rising electricity costs mean I have to cut back on some social leisure activities as I can't afford to eat out								
3	Less disposable income to spend on other things								

**NIView - QUESTION NEA10a: You answered 'Yes' to the previous question, - As such, please indicate how your, or a member of your household's quality of life has been impacted.**

**PLEASE TICK ALL THAT APPLY, or else the 'None of the above...' option.**

4	It has effected my carpel tunnel pain.
5	Particularly last winter, my father particularly struggled in paying his oil bill, especially due to the cut in Winter Fuel Allowance.
6	Chest infections due to low temperatures
7	Hard to heat home - spending £500 monthly on oil and house still cold and growing mould. Not good physically. Stressfully emotionally as feel guilty for raising children in such a home. Can't bring people round to visit a freezing cold house. Catastrophic financially trying to heat this home. Can't get an upgrade to boiler or insulation work done as landlord refuses. The joys of rented housing.
8	Worried about economising. Frightened to leave house because of weather.
9	Do not attend music events now. Do not travel any distance now. Do not have meals out now
10	We spend 4 months a year cut off from friends and family while we overwinter in Spain to avoid heating costs
11	Go out less because prices are too expensive. Heating and electric prices for business all get passed on to us. Cant afford to go out as house prices for heating and electric are extortionate.
12	Less money to spend on luxuries/non-essentials such as meals out and holidays
13	My youngest daughter has 2 young children and has a pay as you go gas heating which eats into budget big time.
14	I have had pneumonia twice in the last 24 months due to a lack of heating, it has taken an emotional toll on my family and using credit cards to pay for oil has resulted in significant increase in payments
15	Impact on medical condition, money spent on fuel not spent on 'luxuries', burden and pressure
16	High cost of electricity and heating oil means we have less disposable income for more luxury items such as clothes, holidays or eating out.
17	Having escaped debt over a long period i live in fear of being back in debt
18	More money spent on electric and hence heating means less money on other things
19	Having suffered a number of strokes and having eating disorder medication thins my blood and lack of weight making me feel the cold more
20	Despite a decent salary you have to be careful with spending
21	Pressure to ensure the house is heated & there's electricity
22	I am a lone parent who works full time but I still struggle with cost of living. I've stopped going out with friends or buying myself things, I feel like I work to pay bills on the necessities. This has impacted my mental and physical health with stress and feeling like I have a poor quality of life. It feels like I only live to work. The stress and low mood is impacting other existing physcial conditions like M.E. and Fibromyalgia.
23	Cost of living has, is a major factor and has knock on effects to our way of life. It's pure greed and Stormont don't do enough!
24	Scared of what the monthly direct debit would be so doing without heat to save money.

**NIView - QUESTION NEA10a: You answered 'Yes' to the previous question, - As such, please indicate how your, or a member of your household's quality of life has been impacted.**

**PLEASE TICK ALL THAT APPLY, or else the 'None of the above...' option.**

25	To stop the price gouging from oil distributors
26	Less money available to travel, visit, socialise
27	Other leisure activities suffer as there's not as much disposable income
28	Have had to cut back on other things in life so the heating can be on. Not looking forward to the winter weather
29	I have less disposable income to spend on hobbies, socialising, holidays, etc
30	I am disabled and cold makes my condition more painful
31	Less to pension others things and a worry that not heating the house impacts on dampness etc
32	I think carefully about putting on heating or running electric appliances- I do so when the sun is shining to use solar energy
33	Less money for going out socially, cinema, treat yourself to eat out at a restaurant, go for a drive to a country park and walk and then a coffee and bun .
34	Worry over not being able to afford gas/electricity
35	We go out less and try to be more careful while shopping. The children don't miss out but me and my wife had made small sacrifices.
36	My daughter as a student and then low paid solicitor found it hard to pay energy bills
37	Changed spending habits so I could afford fuel...
38	Had to change our budget and tighten our belts.
39	Afraid of not having enough money to cover xmas
40	Because I don't have enough money to be socially or financially secure. As the money for energy has to come first
41	I have asthma and get chest infections. Because we can't adequately heat our house I have been more prone to them. Its also embarrassing to be in your late 50's and not even be able to have a warm bedroom
42	Rising bills, feeling unable to turn on heating for fear of associated cost resulting in sitting in the cold relying on blankets, jumpers/ hoodies, coats etc. it's depressing.
43	Having no money left to live what used to be a normal life means you withdraw from society and forego the little luxuries you used to enjoy. Life becomes mundane and pointless.
44	Anxiety caused by oil and electricity price increases
45	We have had to get couples therapy due to the financial stress of high bills
46	In pain due to decreased circulation. Not washed. Depression. Staying in bed to keep warm. No visitors to a fridge
47	Worrying about how much it will cost when bill comes in
48	Fewer outgoings, fewer times eating out, taking car less often and not as far

**NIView - QUESTION NEA10a: *You answered 'Yes' to the previous question, - As such, please indicate how your, or a member of your household's quality of life has been impacted.***

**PLEASE TICK ALL THAT APPLY, or else the 'None of the above...' option.**

49	Cut back on going out. Trying to make changes to shopping habits.
50	Stress of scrimping to pay electricity and gas
51	Never had to worry about heating costs before but I'm very conscious of my usage and actively try to reduce it since 2022 onwards
52	Pain made worse due to not heating the home to a warm enough temp
53	Less disposable income means cutting back on quality of food and eating out
54	It has created stress and worry
55	Less money to spend on other things.
56	I try to keep the heating sensible so sometimes wish I were warmer
57	Housemate on benefits and costs rise far faster
58	Go to bed earlier to keep warm instead of pursuing hobbies
59	Stres levels, pain levels and anger due to unfairness of costs rising while profits soar
60	Our house is old and draughty, can't afford to have the heat on enough to keep it warm over winter months.
61	Worry about making ends meet. Restricted when spending on food fuel clothes entertainment and outings etc. Embarrassment at this. Curtailment of opportunities to socialize.
62	Less opportunities to meet friends / family
63	Cost of living is affecting everyone even if not in poverty
64	Damp and mould in the house, due to inability financially to keep it warm in autumn /winter
65	Being cold makes it harder for me to function in basic ways - I sometimes rely on wet wipes and deodorant instead of bathing because taking my clothes off is unbearable when it's so cold in here. I seldom invite my elderly mum over because I worry about her being too cold and it being expensive to heat the place up enough for her. I am medically complex myself and it's just harder to keep my physical and mental health on an even keel now. I find I am struggling to go out when the weather is bad because I have a fear of getting cold and wet that I never had before. I feel extremely vulnerable, especially as there is terrible mould in these social housing flats and Choice Housing know - all of us tenants have complained over the years - but our maintenance officer lies to us, claiming the mould is caused by "the way you breathe in your sleep". He's also blamed me for keeping my thermostat to the temperature Choice 's own boiler engineer recommended, when I do have the central heating on in the winter. I'm a domestic abuse survivor and being lied to and gaslighted by this man who is meant to be ensuring things are well maintained here has made me very fearful of people in authority. Heating is in one way and another the root of so many of my problems since living here.
66	We cant afford to cook for friends or heat extra rooms for visitors
67	My provider during COVID increased my charges and ran up a debt without notification. I now pay £100 per month to pay this off. I have recently changed my provider because of this.
68	I have existing neurological and mobility issues, seriously affected by lack of consistent heating. I can't shower in cold water, so often I go unwashed.  I lack mobility - I rely on people visiting me for a social life. I can't invite people to my home when it is freezing.



**NIView - QUESTION NEA10a: You answered 'Yes' to the previous question, - As such, please indicate how your, or a member of your household's quality of life has been impacted.**

**PLEASE TICK ALL THAT APPLY, or else the 'None of the above...' option.**

	This leads to very serious deterioration of mental health. Combined with the government move to reduce benefits I have considered suicide
69	Avoiding social occasions as don't have the disposable income due to gas prices being so high, emotionally - worrying about bills and keeping the house warm. Financially - unable to save and living pay check to pay check especially over winter months as gas bills so high.
70	Always worrying about the costs of heating
71	Costs of energy are getting to much and wages are not rising in same manner
72	Worry impacts on mental health. Start pay day owing money for previous month. Reluctant to hav visits from family and friends when houst is cold
73	Less disposable income due to fuel hikes
74	Going out less, getting less takeaways and treats. Making excuses to friends and family members on why we can't attend certain events.
75	Already putting £50 a month in electric for a one person household. This is before the incoming PowerNI increase.
76	The energy companies have put serious pressure on home utilities through over charging and profiteering. IT technology data centres are using more and more electricity and ordinary households are also covering this. There is serious fuel and electricity poverty with more distress put on households and requires urgent action
77	Had to cut back on discretionary soending
78	We have reduced energy consumption at times which has left the house cold. That has not been a comfortable experience. (However we are sure others are worse off so we don't complain: just answering this question as truthfully as we can.)
79	stress worrying about price of energy and the actions of a clueless government who are driving endless green policies that are costing everyone more in bills at a time when the countries that can make a meaningful difference to global warming (India,China, Russia and the USA) are heading in the opposite direction.
80	Children studying for exams in the cold and unable to bring their friends here
81	My direct debit had went from £285 per month 18 months ago until last week it was £395 now its down to £315 per month just with the summer heating was never on , which im pleased with but itl soon go up again with winter coming in fast. but i will say this the prices the companys are charging are a rank disgrace and should be held to account for what they are doing billions upin billions a year profits there always getting
82	Dont go out to bars and restaurants as much as we used to.
83	My disability was exacerbated by the cold.
84	Can't afford to go out and see friends because of bills
85	My teenage daughter can't go out with friends as we don't have funds for fuel or train fare or for her to get food when she's out.
86	My wife is now immobile and needs more heat with reduced movement
87	Health has deteriorated

**NIView - QUESTION NEA10a: You answered 'Yes' to the previous question, - As such, please indicate how your, or a member of your household's quality of life has been impacted.**

**PLEASE TICK ALL THAT APPLY, or else the 'None of the above...' option.**




88	Depressed at times at my situation.
89	Don't have the money to go out for a meal, a night out or a trip away
90	Avoid using heating. Stressing on when it's ok to use heating Worries over keeping prepayment meter in positive credit Reduction of social events to save on money
91	My son and I are both disabled
92	My wife suffering from severe sciatica pain but not being able to afford physio sessions she was recommended to help with recovery (NHS physio waiting list was also very long and sessions quite limited)
93	Prices continue to rise
94	Fewer nights out etc
95	Sometimes a feeling of having to go without holidays with children due to cost of home heating
96	restrict social spending
97	You don't invite people to a cold house to come and freeze and by spending more money on heating you make cuts elsewhere. I stopped paying back a debt to Cabot Financial as I couldn't afford heating and it was a really cold spell where pipes could burst. I'm still trying to get back to where I was.
98	A cold house or flat affects your whole life. You feel miserable in a cold home, worse when its also damp. You have less energy, and that also affects your social life, because you just don't feel like going out, although it is warmer when you are going out.
99	Having to sit in a cold house and restrict heating impacts everyone living there
100	Rising cost of living and fuel. Working on tight margins.
101	Had to cut back on social activities, trips and days out. We don't eat out anymore as we can't afford to , we rarely even have takeaways now. Any spare monies after the essentials are paid for go towards the kids school uniforms or school trips / fees etc
102	Stress and worry about how to pay the bills
103	Worry about the cost of putting the heating on.
104	Reduced spending on restaurants meals etc
105	I HAVE ARTHRITIS AND THE COLD AFFECTS MY PAINS
106	Soaring inexcusable energy costs naturally restrict the way we live.
107	Cannot work or study from home due to heating costs
108	Less disposable income for people to spend
109	Have a medical condition that makes me feel cold all the time due to severe anaemia, worry about the costs of heating my home.

**NIView - QUESTION NEA10a: You answered 'Yes' to the previous question, - As such, please indicate how your, or a member of your household's quality of life has been impacted.**






**PLEASE TICK ALL THAT APPLY, or else the 'None of the above...' option.**

110	Pain is worse in colder weather, socially more restricted due to tighter finances which has an impact on our mental health as we are unable to meet with friends and family dues to lack of money
111	Cost of living generally but definetly heating oil costs and electricity meaning we cannot afford much if anything after outgoing bills
112	Even though I work full time the cost of living crisis leads me to choose between heat eat and bills
113	Going to bed early in the winter nights. Not going outside or to social events in the winter nights because not having any deposable income after paying your utilities bills and food. This can have an effect on your mental health and well-being.
114	Less money to enjoy social gatherings or meals out etc

## QUESTION 11 – FINAL RESULTS (NI representative to +/-2.3%)

NIView - QUESTION NEA11: Has your home ever been impacted by damp and mould?								
<b>NEA-NI – LucidTalk NI-Wide representative poll-project. Poll-Period: 12<sup>th</sup> – 15<sup>th</sup> September 2025. 1,793 respondents NI-Wide – 1,050/1,051 used in final weighted NI representative sample. RESULTS SHOWN ARE THE FINAL NI REPRESENTATIVE RESULTS. These final results in this main final report are NI representative to +/- 2.3%, and reflect the results in the main Data-Tables report.</b>							Response Percent	Response Total
<b>Answer Choices</b>								
1	YES						43%	
2	NO						55%	
3	Don't Know/Not Sure/Prefer not to say						2%	
Analysis	Minimum:	1.00	Mean:	1.65	Std. Deviation:	0.51	answered	1,793
	Maximum:	3.00	Variance:	0.26	Std. Error:	0.01		
	Satisfaction Rate:	32.62						

## QUESTION 11a – FINAL RESULTS (NI representative to +/-2.3%)

<b>NIView - QUESTION NEA11a: <i>You answered 'Yes' to the previous question - QNEA11, - As such, we would be grateful if you could indicate how the presence of damp and mould in your home has affected you? PLEASE TICK ALL THAT APPLY</i></b>																				
<b>NEA-NI – LucidTalk NI-Wide representative poll-project. Poll-Period: 12<sup>th</sup> – 15<sup>th</sup> September 2025. 1,793 respondents NI-Wide – 1,050/1,051 used in final weighted NI representative sample. RESULTS SHOWN ARE THE FINAL NI REPRESENTATIVE RESULTS. These final results in this main final report are NI representative to +/-2.3%, and reflect the results in the main Data-Tables report.</b> <b>Answer Choices</b>				<b>Response Percent – 43% of respondents were 'qualified' to answer this question</b>	<b>Response Percent – in total % format</b>	<b>Response Total</b>														
1	Physically		5%	12%																
2	Mentally		11%	26%																
3	Physically and Mentally		13%	30%																
4	None of the above - Don't Know/Not Sure/Prefer not to say		13%	30%																
5	Other (please specify - Compulsory to answer if ticked):		3%	7%	28															
<table border="1"> <tr> <td>Analysis</td><td>Minimum:</td><td>1.00</td><td>Mean:</td><td>2.97</td><td>Std. Deviation:</td><td>1.05</td></tr> <tr> <td></td><td>Maximum:</td><td>5.00</td><td>Variance:</td><td>1.11</td><td>Std. Error:</td><td>0.04</td></tr> </table>				Analysis	Minimum:	1.00	Mean:	2.97	Std. Deviation:	1.05		Maximum:	5.00	Variance:	1.11	Std. Error:	0.04		answered	1,793
Analysis	Minimum:	1.00	Mean:	2.97	Std. Deviation:	1.05														
	Maximum:	5.00	Variance:	1.11	Std. Error:	0.04														
<b>Other (please specify - Compulsory to answer if ticked): (28)</b>																				
1	Eyesaw seeing them																			
2	Financially																			
3	Cost																			
4	Embarrassed																			
5	Mould is normal in the winter, just make sure I use antimould paint and mould remover when it appears. Have also cleaned the gutters and repainted the bathroom during the summer.																			
6	Financially, to clear mould on paint.																			
7	Cleaned and got rid of. Also opened windows more																			
8	It's really annoying																			
9	Financially																			
10	Needed to fit a fan																			
11	I thought the question was about whether the home had been impacted. We have some damp - we live in an old house.																			

**NIView - QUESTION NEA11a: You answered 'Yes' to the previous question - QNEA11, - As such, we would be grateful if you could indicate how the presence of damp and mould in your home has affected you? PLEASE TICK ALL THAT APPLY**

- |    |   |
|----|---|
| 12 | I have bronchiectasis..   |
| 13 | Expense   |
| 14 | More chesty coughs  |
| 15 | It's was a roof tile needed replaced , find the source and fix it   |
| 16 | mould in the bathroom ceiling but I cleared it up   |
| 17 | Anxious.  |
| 18 | Not sure - have health issues anyway  |
| 19 | had to get a damp proof in  |
| 20 | Financially   |
| 21 | Insulated the exterior wall cavities  |
| 22 | Very old house at times there are damp issues which we deal with and don't witter on about it               |
| 23 | Its an old house and I have to repair it.   |
| 24 | Financially   |
| 25 | It's an old house, it gets a bit of damp in a couple of corners in the winter. Annoying more than anything. |
| 26 | Inconvenient, smell   |
| 27 | Unknown impact  |
| 28 | Financial   |

**It would be useful if you could say why you answered this way? - Voluntary: (143)**

- |   |   |
|---|---|
| 1 | Stress  |
| 2 | It's down to a leak rather than cold or lack of fuel  |
| 3 | It is a very old house that we took a long time to restore.   |
| 4 | Frustrating trying to get rid of it   |
| 5 | Stress  |
| 6 | The presence of damp in the house has aggravated my respiratory condition, and has made me feel like my house isn't habitable which has made me feel very anxious.  |
| 7 | Despite repeated reports to my landlord, no action was taken to repair the roof and guttering in my building. Large mold patches are clearly evident so my daughter, who has asthma can no longer visit. All residents of my flat get coughs and headaches and we now have actual leaks in the living room. |
| 8 | It was minor and caused by every day use.   |

**NIView - QUESTION NEA11a: You answered 'Yes' to the previous question - QNEA11, - As such, we would be grateful if you could indicate how the presence of damp and mould in your home has affected you? PLEASE TICK ALL THAT APPLY**

9	Damp caused by leaks which were traced and fixed.
10	Worry and Stress of what to do , how to get it sorted.
11	Stress of dealing with the situation
12	Some damp in the bathroom due to the lack of an extractor fan.
13	The damp is caused by structural issues due to being an old house.
14	Just stressful knowing that mould could grow in the house. It was treated and cleaned off as soon as it appeared but not nice that it could grow.
15	Low level of mould in cold part of house, no big impact but took steps to improve ventilation
16	dirty looking unable to clean it despite hissing coming out and "fixing" it. not fixed damp continues to get in through the roof.
17	I have had pneumonia due to the damp in our house and have 2 children with chronic asthma,
18	Deterioration of medical condition, family arguments, worry for children
19	Respiratory issues
20	I keep on top of it.
21	Scrubbed the mould away.
22	We had damp in several areas of our home that we paid to have remedied When it was present I was worried how it would affect our health and am concerned that it could return and not be able to pay for it to be fixed.
23	Old house that requires a lot of heat to stop dp
24	I live in an housing executive property which has ongoing damp and mould issues. While there has been some repairs the house is so old I've been told to expect it until an improvement scheme is carried out. This scheme is constantly delayed so I can't do anything to my home. I feel like I can't provide a decent home for my kids. My son had to leave his bedroom and we had to throw out bedding and furniture items due to ongoing mould and the smell. Paint and flooring has also been destroyed. This has concerned me both for their physical wellbeing and impacts me mentally
25	Behind in rent, leaves me embarrassed to constantly ask for things to be fixed.
26	We got in humidifiers.
27	Small amount of mould and worry is it a large problem but it wasn't
28	We just used a wipe and bleach to clean it off when it appeared.
29	Stress, worrying about cause, effort and cost of fixing.
30	The damp was treated as soon as it was discovered
31	I relate it to " dirty"
32	I've no wall insulation

**NIView - QUESTION NEA11a: You answered 'Yes' to the previous question - QNEA11, - As such, we would be grateful if you could indicate how the presence of damp and mould in your home has affected you? PLEASE TICK ALL THAT APPLY**

- |    |  |
|----|--|
| 33 | We get damp in our bathroom and sometimes a little in the bedrooms. I just clean it. It doesn't affect my health.  |
| 34 | Some in the bathroom and bedroom, cleaned it and used anti mould paint   |
| 35 | It's normal mould, nothing concerning and has been fixed with paint.   |
| 36 | It was annoying but did not affect me mentally to any real extent.   |
| 37 | Worried about the cause and how much it would cost to fix  |
| 38 | I think too many people put mould down to defects or landlord problem rather than ventilate or open windows and scrubbing bleach off. Whilst some properties have defects and mould is excessive I am sick of lazy people who dry clothes in the house and dont open windows moaning about it rather than taking responsibility themselves |
| 39 | We tend to get more damp and mould during autumn/winter, but we have our heating running on a thermostat for those months. Just a few places it usually happens, se we just treat it and clean when required. It is not much.  |
| 40 | We had damp due to a roof leak. We had savings to pay for the repairs.   |
| 41 | My wife suffers with asthma and damp and mould irritates her chest it's an old house with thick walls and cold spots   |
| 42 | My bedroom has dampness mould,try to paint over it using special paint but it comes back in winter.  |
| 43 | It was just a small bit of mould which was easily cleaned  |
| 44 | Looks awful and I feel helpless to get it fixed.   |
| 45 | Small mould patches but we got them sorted quite easily with the help of a family friend.  |
| 46 | Small amount, affects my grandson who has Athsma, have dealt with it   |
| 47 | I see too many homes with no air flow.   |
| 48 | Suppose just worrying about it appearing & how to get rid of it ....   |
| 49 | The was mold. We cleaned it.   |
| 50 | Manageable and correctable   |
| 51 | I was worried about long term impact of living in mouldy environment and potential physical health problems.   |
| 52 | I've asthma and damp/mould terrifies me getting sick   |
| 53 | I use a dehumidifier every day 24/7 n keep home heated to 20 degrees but still mould. In one room. It really stresses me out.  |
| 54 | Not in fuel poverty but still get mould as old house very hard to get rid of mould so use a dehumidifier   |
| 55 | Constant chest infection and mentally stressful  |
| 56 | I worry about the effects all the time   |
| 57 | Fear of illness associated with mould.   |



**NIView - QUESTION NEA11a: You answered 'Yes' to the previous question - QNEA11, - As such, we would be grateful if you could indicate how the presence of damp and mould in your home has affected you? PLEASE TICK ALL THAT APPLY**

58	Having suffered from pneumonia in the past, the presence of mould frightens me and affects my breathing until it's removed.
59	I have dampness in three rooms....bathroom...which is at present almost un useable....one bedroom which is unusable....and my living room...which has had previous holes drilled into the wall to find out we're the dampness is coming from....
60	We had to buy a dehumidifier to dry spaces. Reducing humidity also reduces heating costs.
61	Black on ceilings and musty smell
62	I see its there and no matter wot I do the damp always comes back, it could be to do with drying clothes on the radiator but we can't afford to use the tumble dryer so we have to use the radiators because the heating is on. I fine this is making family members sick with colds and flues more often.
63	Condensation build up as afraid to open windows when cold as would need more heat on
64	Mould in shower room.
65	Black mould in bathroom due to humidity.
66	Only a small amount of ceiling mould due to condensation.
67	Worry about the effect and cost of fixing the mould. The mould annoys asthma
68	Old house gets mould due to moist air/ condensation/ central heating and double glazing
69	Causes anxiety about possible health implications and general unpleasant smells
70	Fear of mould growth in bedrooms and bathroom
71	Worry. Embarrassed.
72	It was primarily a result of poor ventilation in the affected rooms.
73	It was only low level. Was more concerned for my children. Daughter didn't want the heat on in her room.
74	House was built in 1927 and has no cavity walls, and gets black mould on the outside walls in the bathroom.
75	Have treated it to reduce it or cure it.
76	Mould has been appropriately treated
77	Stress and extra cleaning required, worry about appearance of home, judgement, and health impacts
78	Allergic to black mould, had to move accomodation so also cost me more in rent plus removals costs.
79	I had to clean it and ventilate the room
80	Leads to airway complications e.g. more coughing. Also makes you worried about health of your family and integrity and sale value of the house.
81	I live in an old house. Damp was present in the bedrooms. We have invested in a dehumidifier and have seen vast improvement concerning damp issues
82	I already answered this in the write-in box for the previous question as I didn't know you were going to ask about mould next. I would add that I've had to go to extra expense buying products to deal with the mould, at one point

**NIView - QUESTION NEA11a: You answered 'Yes' to the previous question - QNEA11, - As such, we would be grateful if you could indicate how the presence of damp and mould in your home has affected you? PLEASE TICK ALL THAT APPLY**

- |     |   |
|-----|---|
|     | my food cupboard was rapidly colonised by it, and a brand new cooker that was donated to me stopped working due to the same and mould in the kitchen. It's unmanageable. I have had irreplaceable books and photos of my parents damaged and many other books destroyed and needed to be thrown out. That broke my heart because I had already lost so much when I had to leave my abuser. The overall impact of the mould and resulting circumstances has been a drastic worsening of my mental health. I am often suicidal and have lost hope that things will get better in my life because moving here was meant to be a new start. |
| 83  | Small localised mould patches, emerging rising damp in a localised spot   |
| 84  | One entire side of my house has serious damp and mould ingress. I can't afford to fix this. It leads to bronchial and physical issues. The shame of this is crippling!  |
| 85  | I don't like to see mould in my home and it mentally annoys me  |
| 86  | Just needed cleaning  |
| 87  | Chest and allergy issues and distress at the sight and smell  |
| 88  | Fixed it  |
| 89  | Smell of house and clothing was damp and moldy. Others could smell it going into my house. Health impacted as chest infections and more doctor visits.  |
| 90  | Not seriously affected  |
| 91  | Constantly monitoring the mould.<br>Was on my mind constantly   |
| 92  | It was very minor in one tiny part of a wall. Removed by mould remover spray  |
| 93  | Private rental - took forever to get it sorted due to landlord not wanting to spend money. Stressful.   |
| 94  | My house has some damp due to its age. There is no mould  |
| 95  | Chest infection   |
| 96  | A little mould has been found on some occasions and we suspect this has led to some respiratory problems. We have largely cleaned the mould off.  |
| 97  | COPD worse. Mentally cos I won't allow people to visit. I've cold damp and moldy. Terrace built in 1864 solid walls single glazed. I'm on a pension through ill health retirement but don't qualify for grants. Very low down on housing points list  |
| 98  | Worried about the cost of repairs but I saved up and sorted it out.   |
| 99  | It's only in the bedroom and every winter I try to find ways to stop the mould around the window frame  |
| 100 | When mould appears I get it cleaned but it's worrying that it appears in the first place  |
| 101 | It was minimal and manageable   |
| 102 | Damp is known to affect people's respiratory health so it must have affected ours. Knowing that we were living in damp, rented accommodation was also frustrating as there was very little we could do about it beyond notifying the landlord and waiting for them to do something about it.  |
| 103 | Had to get all my walls repointed in October 23 that has helped very much but with reduced heating on it isn't helping this old house I have in winter time   |






**NIView - QUESTION NEA11a: *You answered 'Yes' to the previous question - QNEA11, - As such, we would be grateful if you could indicate how the presence of damp and mould in your home has affected you? PLEASE TICK ALL THAT APPLY***

- |     |   |
|-----|---|
| 104 | Mould in lungs  |
| 105 | Problem now resolved, although stressful at the time.   |
| 106 | If you worry you die if you don't you die anyway  |
| 107 | Don't invite friends round / worsens asthma   |
| 108 | It was only on a small scale but nonetheless distressing and had to be addressed  |
| 109 | The bathroom ceiling is spotty and it's a bit depressing to see it when you shower or bathe.  |
| 110 | Mould caused by a hidden roof-leak. Repairs resolved the issues.  |
| 111 | Roof leaks all over house have had no electricity in hallway for years because rain come through light sockets  |
| 112 | Cough because of mould  |
| 113 | It was very worrying as I could not locate the cause of the dampness. It took major reorganisation of the room as well as money to resolve the issue.   |
| 114 | Cost of repairs and difficulties getting trades persons to carry out repairs  |
| 115 | Worried about effects and getting rid of it   |
| 116 | A bit of leaking from the roof but no big deal  |
| 117 | My wife has asthma  |
| 118 | In the process of getting the problem investigated  |
| 119 | No effect. Needs cleaned every once in a while. Caused by condensation  |
| 120 | I have a respiratory condition & damp & mould exacerbates it causing more chest infections.   |
| 121 | My asthma is affected by damp   |
| 122 | Just made me worry about why the mould was there and whether there was a bigger expensive problem   |
| 123 | Cleaned and treated mould. Bought a dehumidifier  |
| 124 | I had to get a dehumidifier and have it on regularly which puts up the electricity bill.  |
| 125 | Had some damp and mold due to condensation but have managed to deal with it   |
| 126 | I don't have mould, but there is a dampness in the house that makes me feel very uncomfortable. It sticks to your clothes, and is hard to get rid of, even with a dehumidifier. It's not good for your overall health. It was much better in the summer, but now with the Autumn coming in, it is starting to get worse. I already have a cough that won't shift. |
| 127 | We flooded and I have to leave the house as I was still in recovery over a collapsed lung and pneumonia   |
| 128 | Have had mould inside a wardrobe, this has made clothes smell   |
| 129 | Evidence of mould, no impact noticeable   |

**NIView - QUESTION NEA11a: You answered 'Yes' to the previous question - QNEA11, - As such, we would be grateful if you could indicate how the presence of damp and mould in your home has affected you? PLEASE TICK ALL THAT APPLY**

- |     |   |
|-----|---|
| 130 | Damp and mould is extremely unpleasant and difficult to eradicate and that has an impact on mood and mental wellbeing.  |
| 131 | I don't know what impact it's had, if any.  |
| 132 | I'm too old to get up ladders to clean it   |
| 133 | Poor condition of house and anxiety due to the presence of mould and the damage it can cause.   |
| 134 | It resulted from an extension to the house that was poorly ventilated and not resulting from a fuel poverty issue. The issue was resolved by improving the ventilation.                                       |
| 135 | Worry about the dangers of mould  |
| 136 | We had to make repairs to our gutters and redecorate  |
| 137 | I know the damp and mould is dangerous but it's impossible to keep parts of the house damp-free, without having the heating on more than anyone could afford.   |
| 138 | I used to feel quite secure, due to the cost of living increasing, I am afraid of what the future holds.  |
| 139 | Our house is cold, we can't afford to fix areas of damp, I worry about inhaling mould spores. If our walls collapse again we can't afford to fix them and it's always a worry when it rains for long periods. |
| 140 | Coughing, cant afford fixing  |
| 141 | Problem with roof - now resolved  |
| 142 | I dealt with it and bought a dehumidifier   |
| 143 | It has made my asthma and COPD worse  |

## QUESTION 12 – FINAL RESULTS (NI representative to +/-2.3%)

NIView - QUESTION NEA12: Are you worried about paying for your energy costs?							
<p><b>NEA-NI – LucidTalk NI-Wide representative poll-project. Poll-Period: 12<sup>th</sup> – 15<sup>th</sup> September 2025. 1,793 respondents NI-Wide – 1,050/1,051 used in final weighted NI representative sample. RESULTS SHOWN ARE THE FINAL NI REPRESENTATIVE RESULTS. These final results in this main final report are NI representative to +/- 2.3%, and reflect the results in the main Data-Tables report.</b></p> <p><b>Answer Choices</b></p>						Response Percent	Response Total
1	YES, I am worried about paying for energy at present					9%	
2	YES, I am worried about paying for energy in the coming winter					28%	
3	YES, I am worried about paying for energy at present AND in the coming winter					9%	
4	NO					50%	
5	Don't Know/Not Sure/Prefer not to say					4%	
Analysis		Minimum:	1.00	Mean:	3.22	Std. Deviation:	1.07
		Maximum:	5.00	Variance:	1.15	Std. Error:	0.03
		Satisfaction Rate:	55.59				
						<b>answered</b>	<b>1,793</b>

## QUESTION 13 – FINAL RESULTS (NI representative to +/-2.3%)

**NIView - QUESTION NEA13: Which of the following energy market support services are you aware of?**  
**PLEASE TICK ALL THAT APPLY, or else the 'NONE - None of the above' option.**

**NEA-NI – LucidTalk NI-Wide representative poll-project. Poll-Period: 12<sup>th</sup> – 15<sup>th</sup> September 2025. 1,793 respondents NI-Wide – 1,050/1,051 used in final weighted NI representative sample. RESULTS SHOWN ARE THE FINAL NI REPRESENTATIVE RESULTS. These final results in this main final report are NI representative to +/- 2.3%, and reflect the results in the main Data-Tables report.**

### Answer Choices

1	Direct Support from an Energy Supplier - this may include debt advice, an emergency payment or referral to another agency	<div></div>	11%					
2	NIE Networks Medical Customer Care Register – Offers extra support during power cuts for customers who rely on electricity for healthcare needs	<div></div>	17%					
3	Consumer Energy Charter – A commitment from electricity and gas suppliers to provide enhanced support for domestic consumers	<div></div>	4%					
4	Energy Supplier Customer Care Register – A register maintained by gas and electricity suppliers for customers who may require special assistance due to age, disability, or chronic illness	<div></div>	10%					
5	Consumer Council for Northern Ireland – The statutory consumer body providing advice, handling complaints, and advocating on behalf of consumers	<div></div>	55%					
6	Utility Regulator – Regulates the electricity, gas, water, and sewerage industries in Northern Ireland, promoting and protecting the interests of consumers both now and in the future	<div></div>	49%					
7	Northern Ireland Oil Saving Network - As a NI Oil Savings Network member, customers can order oil at a negotiated discount	<div></div>	11%					
8	NONE - None of the above	<div></div>	31%					
Analysis	<div><div>Minimum:</div><div>1.00</div><div>Mean:</div><div>5.19</div><div>Std. Deviation:</div><div>1.90</div></div>						answered	1,793
	<div><div>Maximum:</div><div>8.00</div><div>Variance:</div><div>3.61</div><div>Std. Error:</div><div>0.03</div></div>							

## QUESTION 14 – FINAL RESULTS (NI representative to +/-2.3%)

**NIView - QUESTION NEA14: Which of the following actions do you think would be most helpful for the Northern Ireland Assembly and Executive to take to tackle fuel poverty in Northern Ireland?**  
**PLEASE TICK UP TO THREE (3) OPTIONS, I.E. 1, 2, OR 3 CHOICES, or else the 'NONE - None of the above' option.**

**NEA-NI – LucidTalk NI-Wide representative poll-project. Poll-Period: 12<sup>th</sup> – 15<sup>th</sup> September 2025. 1,793 respondents NI-Wide – 1,050/1,051 used in final weighted NI representative sample. RESULTS SHOWN ARE THE FINAL NI REPRESENTATIVE RESULTS. These final results in this main final report are NI representative to +/- 2.3%, and reflect the results in the main Data-Tables report.**

### Answer Choices

1	Develop and implement a new Fuel Poverty Strategy for NI	<div><div></div></div>	30%					
2	Set a statutory target to reduce fuel poverty	<div><div></div></div>	24%					
3	Introduce minimum energy efficiency standards (EPC) for domestic private rented properties	<div><div></div></div>	19%					
4	Provide greater financial assistance with energy bills for low income and vulnerable households, including emergency support	<div><div></div></div>	42%					
5	Expand schemes that provide financial support to improve the energy efficiency of homes	<div><div></div></div>	47%					
6	Commit to annual monitoring and reporting on Fuel Poverty rates	<div><div></div></div>	11%					
7	Implement recommended guidelines on tackling excess winter deaths	<div><div></div></div>	14%					
8	Provide extra support and assistance to transition those reliant on home heating oil to other heating technologies	<div><div></div></div>	27%					
9	Work with relevant organisations to extend the provision of energy efficiency advice and training	<div><div></div></div>	14%					
10	NONE - None of the above	<div><div></div></div>	5%					
11	Other - Please specify (Compulsory to answer if ticked):	<div><div></div></div>	10%	173				
Analysis	Minimum: 1.00Mean: 5.07Std. Deviation: 2.76						answered	1,793
	Maximum: 11.00Variance: 7.60Std. Error: 0.04							

**NIView - QUESTION NEA14: Which of the following actions do you think would be most helpful for the Northern Ireland Assembly and Executive to take to tackle fuel poverty in Northern Ireland?**  
**PLEASE TICK UP TO THREE (3) OPTIONS, I.E. 1, 2, OR 3 CHOICES, or else the 'NONE - None of the above' option.**

**Other - Please specify (Compulsory to answer if ticked): (173)**

- |    |   |
|----|---|
| 1  | Do something about excessive profits.   |
| 2  | Cut all tax on fuel and stop changing a climate tax on fuel. Its a scam.  |
| 3  | Install pay as you go meters in all properties, excellent way to budget for electricity vosts   |
| 4  | Work to reduce energy prices  |
| 5  | National retrofit grants  |
| 6  | Leave things alone as they mess up everything they touch  |
| 7  | Cap energy charges per kwh  |
| 8  | Transition away from natural gas. Its super expensive to run the grid and homes off it.   |
| 9  | Introduce legislation to compel landlords to make urgent repairs where there is danger to health.   |
| 10 | Tackle the energy companies on why our costs are so high in comparison to energy costs elsewhere in Europe / World.   |
| 11 | A national grant or loan system specifically for winter fuel for everyone earning under £30k. Not just people on benefits.  |
| 12 | Ditch net zero nonsense   |
| 13 | Regulate fuel prices. Reinstate the winter fuel allowance.  |
| 14 | Negotiate increased financial support from the Exchequer  |
| 15 | No chance of that lot doing ANY of these things   |
| 16 | Increased welfare benefits  |
| 17 | Teach how to save or wise use   |
| 18 | How about a genuine investigation as to why despite supposedly being linked to wholesale prices, heating and fuel oil retail prices go up like a rocket and come down like a feather?                                 |
| 19 | Provide grants to mirror what us available in the rest of the UK to assist with moving from oil to a greener energy.  |
| 20 | Provide an energy quota... based on epc rating, house size, occupancy etc. let people have a reasonable amount of cheap energy, excessive consumption should be charged a higher rate and used to educate and improve |
| 21 | Scrap net zero taxes and policies   |
| 22 | Develop a policy for home heating to be less reliant on fossil fuels. Incentivise companies to develop energy from wind and sun.  |
| 23 | Scrap the climate change act which adds costs   |
| 24 | Get the uk gvt to force reduced prices for all essentials. Thats what they are there for. Greed of a few impacts us all. Consumer and business  |



**NIView - QUESTION NEA14: Which of the following actions do you think would be most helpful for the Northern Ireland Assembly and Executive to take to tackle fuel poverty in Northern Ireland?**  
**PLEASE TICK UP TO THREE (3) OPTIONS, I.E. 1, 2, OR 3 CHOICES, or else the 'NONE - None of the above' option.**

- |    |  |
|----|--|
| 25 | Caps on energy companies. Stupidly high rates compared to a lot of the world   |
| 26 | More money for renewable energy forms and encourage more competition in the market   |
| 27 | Put in place a sensible bill cap. Companies are profiteering on poor people  |
| 28 | Work on reduction of costs or pay upgrades to affordable cost of living  |
| 29 | long term reduction in cost of energy through commissioning a small modular reactor at Kilroot, Lisahally or Ballylumford  |
| 30 | Lobby Energy Companies to reduce their profits   |
| 31 | Introduce an energy price cap  |
| 32 | Provide an advice service and practical assistance for people in fuel poverty and to those wishing to improve home energy use.   |
| 33 | introduce caps on utilities when energy companies are able to produce record profits. support public ownership of utilities  |
| 34 | Reduce the cost for everyone   |
| 35 | Grants for retro-fitting old homes.  |
| 36 | Hammer the greedy energy providers who have a licence to print money and screw their customers   |
| 37 | Make fuel payments via redemption only to energy suppliers rather than cash directly to claimant. Fuel food and rent are priorities which should be paid for before anything else and giving discretion on spending to those in difficulty is irresponsible and ineffective. |
| 38 | Lobby UK government to recommence oil production and build a nuclear power plant in NI   |
| 39 | Reduce the level of profit energy companies are allowed to make.   |
| 40 | Grants for solar like the rest of the UK   |
| 41 | Maximum pricing -decrease profits  |
| 42 | engery price caps  |
| 43 | Tax providers making huge profits  |
| 44 | Other people shouldn't have to subsidise others who have Sky Tv, latest phone and gadgets. We should only be helping the elderly who really need to keep warm.   |
| 45 | Campaign to end VAT on energy  |
| 46 | A waste of time , as they cannot agree on much   |
| 47 | NI Executive are useless   |
| 48 | A wealth tax the energy suppliers for their corporate greed  |
| 49 | The fuel allowance should be a bit earlier maybe oct by nov house is very coldr  |

**NIView - QUESTION NEA14: Which of the following actions do you think would be most helpful for the Northern Ireland Assembly and Executive to take to tackle fuel poverty in Northern Ireland?**  
**PLEASE TICK UP TO THREE (3) OPTIONS, I.E. 1, 2, OR 3 CHOICES, or else the 'NONE - None of the above' option.**

50	Expand oil drilling and fracking to lower fuel costs. Less reliance on electricity. More options to store fuels at home therefore buying at a price you know you can afford.
51	Put a cap on the charges energy and fuel companies can make, instead of them making obscene profits for executives and shareholders
52	Take fuel companies to task & prevent them from doing what is becoming the 'norm' in raising prices in the winter & lowering in the summer..
53	Have the providers reduce costs to customers.
54	Bring in more renewable energy and community owned energy supply. Reduce reliance on fossil fuels.
55	Cutting taxes on oil, gas, electricity, petrol and diesel.
56	Enforce price caps on the utility providers
57	Make heating and electric free for all.
58	Help with energy/ gas costs for working people, they always seem to be forgotten in every way
59	Reduce subsidised on wind farms
60	Grants for solar panels etc
61	The Northern Ireland Executive is completely useless and doesn't deliver anything to the people of NI. It's a tribal circus led by terrorists who's mission is to destroy NI.
62	take vat off
63	Reinstate the winter fuel allowance
64	Create better jobs for people so they can afford their own heating.
65	Increase spend on renewable energy with consumers receiving lower rates for electricity
66	Financial incentives to fit such solutions as solar panels
67	Should be a national solar panel scheme
68	Tax profits of energy companies
69	Can only be solved at national level by tackling supply directly for profiteering...share holders always get their cut as do big companies and their directors
70	Get the prices down !!!
71	put cooking from scratch on the school curriculum to wean people off expensive and innutritious takeouts and ready meals.
72	Set a social tariff
73	Stop the Net Zero agenda
74	Put a windfall tax on the energy companies and give this back to those who pay for their energy.

**NIView - QUESTION NEA14: Which of the following actions do you think would be most helpful for the Northern Ireland Assembly and Executive to take to tackle fuel poverty in Northern Ireland?**  
**PLEASE TICK UP TO THREE (3) OPTIONS, I.E. 1, 2, OR 3 CHOICES, or else the 'NONE - None of the above' option.**

75	End the Green Agenda
76	Regulated fuel and electricity prices
77	The ni executive are a bunch of clowns
78	Scrap this net zero crap.
79	REDUCE THE FUCKING PRICES. TAX the Fuel companies.
80	Drop the zero green nonsense
81	Provide information of CURRENT schemes would be a good first start!
82	Stormont can't do anything, it all depends on too many outside factors
83	Stop the renewable energy tariffs on our energy bills.
84	Nationalise energy supply and make it Not-For-Profit.
85	Nationalise the fuel industry
86	Stop wasting public money supporting wind farms and car charging stations
87	Faster transition to renewable sources
88	Fuel and energy costs are the highest in Europe. Press the UK government to address the issue of the over charging of UK compared to Europe.
89	Stop energy companies making excessive profits
90	give money to those who need it..NOT the spongers who work the system and have DLA cars etc but nothing wrong with them
91	Stop greedy energy companies raising prices and maximising profits. Cap energy prices like they used to be before the cap disappeared under the smokescreen of covid
92	Take all energy utilities back into public ownership and run those business as a service as opposed to the current profiteering that keeps prices high
93	The whole EPC system needs overhauled as currently there's no consistency or accuracy in the ratings, even in social housing
94	Generate more energy, increase supply and the price will fall
95	Energy companies are showing record profits steadily growing year on year, the government should insist on lowering prices and cutting huge bonus' being paid to directors etc
96	Abandon green targets pressure to frack in Westminster
97	Cap prices
98	Cap the price. Why wasn't this an option?
99	Subsidise renewables

**NIView - QUESTION NEA14: Which of the following actions do you think would be most helpful for the Northern Ireland Assembly and Executive to take to tackle fuel poverty in Northern Ireland?**  
**PLEASE TICK UP TO THREE (3) OPTIONS, I.E. 1, 2, OR 3 CHOICES, or else the 'NONE - None of the above' option.**

100	Where's the benefit from all the windmills and solar panels
101	Increased financial support and grants for renewable energy transfer
102	Close Stormont and save millions
103	Prevent energy companies and fuel importers from price gouging consumers
104	Provide financial assistance to all homes - not just low income as those just over the limits are then worse off.
105	Provide pre-paid cards for fuel to people who really need it by looking at the combined income of the home
106	Provide assistance for low income families to get Solar or other renewable energy sources or batteries to charge at off peak energy tariffs
107	The Northern Ireland Executive are incapable of fulfilling anything positive or constructive, unless it involves increasing their salaries and allowances.
108	Sort out the housing executive grants scheme - my mum waited for ages for a grant for her home (owned) because the housing exec keep pausing the grants scheme due to Stormont collapses and no money.
109	Remove Carbon related Tax
110	All of the above misses the real need .. tackle the profiteering of shareholders in energy and water and other utility companies and pass on the savings to consumers .. simple .. the last thing people need is another strategy launch
111	Ditch Net Zero insanity
112	Implement a windfall tax on energy companies
113	Work to reduce the cost of electricity, oil, gas and renewable energy sources
114	Monitor and regulate fuel price increases
115	Insulation for solid wall properties should be done en mass regardless of income. Free and fitted by govt bodies not private contractors.iwas given two quotes one for me paying and one with a grant the grant one was substantially higher . I still had to pay towards it.. grants ate a licence to print money for the companies involved.
116	Tackle the energy companies who make millions of pounds in profits and tax them more
117	restore the winger fuel allowance for all pensioners, ensure NI has a fair price for electricity - eg in NI anyone with solar panels is not compensated for excess electricity the way they are in England. There is no incentive at all.
118	I have no idea if any of the above will move the dial on this issue in a way that is actually significant
119	Get a job and pay for your fuel
120	Scrap carbon zero policy and
121	Allow for cheaper options for electric generation so energy prices can be cheaper overall. More sources and providers to create real competition and drive down prices.
122	Expanding the gas network would help greatly
123	Cap energy prices and profits.

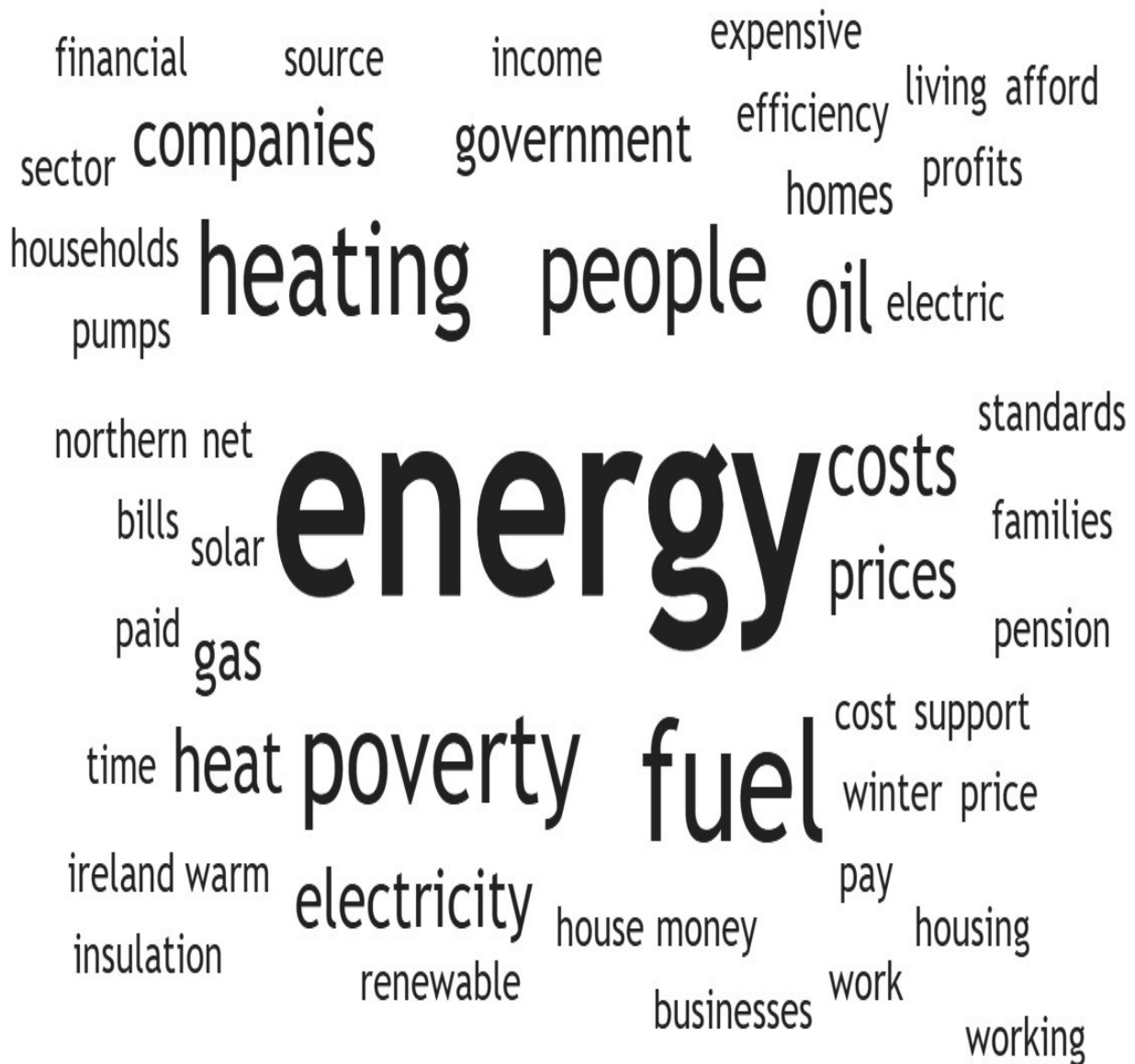
**NIView - QUESTION NEA14: Which of the following actions do you think would be most helpful for the Northern Ireland Assembly and Executive to take to tackle fuel poverty in Northern Ireland?**  
**PLEASE TICK UP TO THREE (3) OPTIONS, I.E. 1, 2, OR 3 CHOICES, or else the 'NONE - None of the above' option.**

- |     |   |
|-----|---|
| 124 | Retrofit homes to reduce costs and carbon   |
| 125 | Regulate the energy companies making record profits with realistic price caps   |
| 126 | Deep retrofits plus solar pv, heat pumps and batteries should be grant aided.   |
| 127 | Increase energy efficiency of new homes via Building Regulations.   |
| 128 | Bring back winter fuel payments for pensioners  |
| 129 | revise the Ofgem's energy price cap, and remove marginal cost pricing   |
| 130 | These price rise are all unnecessary. CeO' s robbing us   |
| 131 | Energy has become a cash cow for the providers, a watch dog must be given more powers to curtail providers making vast amounts of profits on the backs of households. |
| 132 | Realistically all of the above needs to be implemented  |
| 133 | Set energy price cap  |
| 134 | It's not fuel poverty. It's poverty. Fuel costs need to be addressed through energy security measures and effective renewables strategies.                            |
| 135 | Subsidies for boiler replacement  |
| 136 | Grants for green sources of energy, solar panels, air pumps, thermo pumps   |
| 137 | Look to tax energy companies much higher, regulate their prices. Even more ideally, nationalise their industries (including wind) and ban competition.                |
| 138 | Support energy efficiency targets and the transition to green energy technologies   |
| 139 | Price caps like in england  |
| 140 | introduce price freeze  |
| 141 | Scrap net zero  |
| 142 | Cap what regulators can charge  |
| 143 | Stop the green/climate nonsense   |
| 144 | Renationalise utilities. These should not be profit driven  |
| 145 | No grants for heat pumps compared to GB   |
| 146 | Scrap Net Zero Targets and build traditional energy generators to reduce electricity prices   |
| 147 | Scrap the standing charge. How can I save when paying if I don't use.   |
| 148 | I don't know what the answer is.  |
| 149 | Introduce the warm home allowance/scheme they have in England. (Warm home discount) We have nothing like that!  |

**NIView - QUESTION NEA14: Which of the following actions do you think would be most helpful for the Northern Ireland Assembly and Executive to take to tackle fuel poverty in Northern Ireland?**  
**PLEASE TICK UP TO THREE (3) OPTIONS, I.E. 1, 2, OR 3 CHOICES, or else the 'NONE - None of the above' option.**

150	Help to insulate and fit double glazing, I had both installed.
151	Force companies to review pricing
152	Multi millionaires paying their fair share could help. I mean who needs wealth that exceed £10,00000?
153	Scrap the dash to net zero and all the "subsities" involved
154	Increase investment in renewable power and network infrastructure to enable greater availability of locally produced renewable energy at reduced pricesgreen energy
155	Cap energy charges
156	Stop energy companies making such big profits
157	Put cap on energy suppliers prices
158	Tightne up on ebergery efficiency standards for both new build and existing properties.
159	Govt to far more rigourisly regulate extortion in energy costs
160	Either get energy providers to reduce prices or tax their profits heavier and use that money to aid those people genuinely struggling. The problem is the cost and it needs tackled at the level of the profit makers.
161	Deal directly with oil and other energy suppliers who make billions annually of profit
162	Windfall tax fuel suppliers
163	Comprehensive anti poverty action plan
164	ass a law that energy bills can only go down or make every energy provider a not for profit company P
165	Cover every school and every car park in solar panels. Government uses capital expenditure to buy and install these. Provide cheaper electricity for citizens. Use most up to date panels that work 24 hours a day, no matter what the weather. We have so much potential for tidal, build it now. We need to release our country from the grip of fossil fuels and the profiteers within said industry.
166	Reduce cost to consumer by using profits made by energy companies
167	Regulation / lower energy costs from suppliers - our energy prices are higher than other countries
168	Lobby government to scrap the green taxes plus VAT on energy.
169	Build a nuclear power plant at the Maze
170	Invest in household renewables I.e. solar
171	Cancel net zero which adds large amounts to power prices
172	Bring the costs down and to hell with paying bonus and dividends to fat bosses.
173	Better insulation

**Word Cloud: NEA-NI POLL-PROJECT – FINAL COMMENTS (Voluntary) September 2025:**





## FINAL COMMENTS SECTION – See Qualitative Report introduction for details

### POLL-SURVEY CLOSE: FINAL COMMENTS (optional):

Any further final comments, regarding this poll-survey, 'Fuel Poverty' in NI, and/or current NI Energy issues and topics....? If no comments - please leave blank

**NEA-NI – LucidTalk NI-Wide representative poll-project. Poll-Period: 12<sup>th</sup> – 15<sup>th</sup> September 2025. 1,793 respondents NI-Wide – 1,050/1,051 used in final weighted NI representative sample. RESULTS SHOWN ARE THE FINAL NI REPRESENTATIVE RESULTS. These final results in this main final report are NI representative to +/- 2.3%, and reflect the results in the main Data-Tables report.**

### Answer Choices

		Response Percent	Response Total
1	Open-Ended Question		193
1	I am in the privileged position of having a job that is well paid enough to cover the rising costs of oil and electricity. However it is a disgrace the increases in these costs plus the obscene profits made by these comp. The government needs to do more to help out their people and curb these greedy bastards		
2	As a retired person with a sturdy pension, living alone, I am not the demographic at risk. Doesn't solve people's immediate problems, but move to renewables asap is essential.		
3	Things are good at the moment. Kero prices are very reasonable and I can shop around for the best price. Electric is a bit on the high side but not unmanageable. I'm one of those that never switch.		
4	I recognise the importance of these polls I just wish those in positions of power and change did		
5	Support is needed for households who are above thresholds for financial assistance. Very little disposable income left each month		
6	Stop green levies for wind and solar we have as taxpayers been subsidising these industries for 35 years if the business can't stand on its own after this time period it's a dead horse.Or it's corruption .		
7	Tighter controls should be introduced to monitor and control profits on energy companies. And pass on any reductions to customers		
8	People need to learn to run proper budgets around household expenses		
9	Although rentals should have standards for energy efficiency this will put landlords off renting houses out. Would rather live in a damp cold house than on the street.		
10	Energy costs continue to rise quicker than pension income rises will lead to greater problems in the years to come.		
11	I know fuel poverty is a real issue for a lot of people.		
12	Again ditch net zero it is bankrupting business and homes and it is a scam.		
13	Enable people like myself and my wife who need heating on constant in winter a fixed rate. Companies should check with customers		
14	I think one of the best ways to combat heating poverty is to issue "Tokens" towards fuel costs starting in the Autumn to help spread the cost of heating. Also more advice to make housing more heating efficient.		
15	Fuel Poverty remediation depends on the London govt, not Stormont.		
16	Just received a letter today from Power NI, telling us our bills will increase by 4% from 1st October. Last increase was in August. So we're all in safe hands, then. Thank goodness we have such competent politicians looking after us. I only hope none of them suffers from the cold this winter.		



**POLL-SURVEY CLOSE: FINAL COMMENTS (optional):**

**Any further final comments, regarding this poll-survey, 'Fuel Poverty' in NI, and/or current NI Energy issues and topics....? If no comments - please leave blank**

- |    |   |
|----|---|
| 17 | Teach how you use wisely  |
| 18 | Corporate greed and net zero are probably the two main factors contributing to fuel poverty.  |
| 19 | We have not moved on from the RHI scandal. Our political parties seem to be unable to resign ANYTHING to the past. We are chartered to move to carbon net zero, how can we with no help to move away from fossil fuels.   |
| 20 | Energy education should be for all, not just fuel poverty.  |
| 21 | Net zero policies are the driver of high energy prices. We need transparency, open debate and public consent for such impactful ideologically driven net zero policies.   |
| 22 | I did not tick the option of 'Developing a fuel poverty strategy' in my 3 choices as there is not a hope that the Executive could either agree on the way forward, provide pragmatic solutions or tie themselves to giving target times. Just another document like the useless 'Programme for Government' which is just words....  |
| 23 | All homes should be upgraded to heat pumps and solar panels where possible.   |
| 24 | The NI assembly's record on tackling home energy efficiency, fuel poverty and low incomes is as disgraceful as it's lack of regulation of the private rented sector. If legislation is proposed to control and regulate that sector any MLA MP or Councillor, who is also a landlord, property developer or owner of multiple properties should not be allowed to vote on any such proposed legislation. And if family members of elected reps are this should be declared before voting on such matters. |
| 25 | I believe energy companies are making excessive profits and costs should be capped by government  |
| 26 | The tax payer should not be responsible for other people's energy. Fix the extreme prices and ensure rented accommodation etc up to EPC standards. People can make better choices   |
| 27 | More help and support for solar and ground source. More and better upgrade schemes for home efficiency e.g. window, doors, drafts.  |
| 28 | No fuel payments for illegal immigrants; fuel payments only for locals  |
| 29 | I would usually put a quilt around me in the winter months.   |
| 30 | I have no idea why stormont doesn't come up with a grant scheme for switching from oil to gas and install insulation for everyone. It's disgusting that they don't care   |
| 31 | I think we are on the cusp of a nationwide crisis as the rising cost of goods is causing people to have to make the decision between eating and heating. We have previously all "camped" in the living room and kept the fire going as a way to keep warm during the winter months  |
| 32 | As pensioners we are in most days so therefore pay more indirectly. A formula to take this into account should be applied to help with this aspect of pensioners home heating   |
| 33 | I drive a diesel car. To change from use of petrol/diesel to an electric vehicle is understood to be the most environmentally positive step I could take. But as an urban resident, it is largely impossible to have an easily accessible charging point for an electric vehicle. One solution is suggested to be the fitting of a vehicle charging point at every lamppost?  |
| 34 | I do believe we have to take measures to keep ourselves warm. In winter I wear extra layers. I was brought up in a home without central heating or double glazing. I feel fortunate that I have both.   |
| 35 | Need to tackle fuel poverty. Help poorer Families   |
| 36 | NEA are a great organisation but although known well in the community/voluntary sector, are not well known to the general public. That is my experience as someone working years in the voluntary sector.   |

**POLL-SURVEY CLOSE: FINAL COMMENTS (optional):**

**Any further final comments, regarding this poll-survey, 'Fuel Poverty' in NI, and/or current NI Energy issues and topics....? If no comments - please leave blank**

- |    |   |
|----|---|
| 37 | Northern Ireland should seriously consider a nuclear reactor to provide zero carbon reliable energy to the grid to augment renewables and fossil generation   |
| 38 | Think its time for assembly to do smething about fuel poverty in NI as I don't see them lobbying the Energy Companies to reduce their costs passed on to customers. They need to investon in the infrastructureso there are more cleaner and cheaper options to heat your home . When i ask local politicians about Fuel issue - they simply don't understand as they have never worried about heating their own homes . But pay lip service every now and then . Seriously leaving the lights on at Stormont when no one home - shameful for both the tax payers and the environment |
| 39 | The energy provider sector should be more heavily regulated. With rising costs of living, it is disgraceful that we continue to see these huge energy providers turning profit & paying salaries and bonuses that are excessive.  |
| 40 | We need a fuel poverty strategy and we also need fuel poverty to be acknowledged within a wider comprehensive anti poverty strategy   |
| 41 | I would like to retrofit my home but have no idea how to do this. I am aged 72 with a heart condition. I cannot fit solar panels because of the topography of my home (I've tried several different companies and been turned down). I fitted a multi-fuel stove two years ago to try and save money on central heating.  |
| 42 | Why do coal prices never go down but only up every year? Whereas oil prices fluctuate according to market prices. There is plenty of coal available worldwide but prices never go down so it seems like a possible fixed price cartel is at work.   |
| 43 | Get the providers of electric to cut their costs to their customers   |
| 44 | I am not in fuel poverty and can afford to pay the bills but I do still ration the heating somewhat in winter to avoid getting that massive bill. Also despite new insulation in the loft the house remains essentially warm in summer and cold in winter.  |
| 45 | Amazingly, I fall into the definition of Fuel Poverty despite being financially comfortable and competent enough to make decisions on how to use energy sensibly and economically.  |
| 46 | I probably should be claiming disability benefits but I don't   |
| 47 | I think that having minimum efficiency standards for private renters is dangerous. Reality is older housing stock cannot meet modern efficiency standards. So minimum standards may increase rent prices and homelessness. I also think that the replacement of older housing stock that has plenty of life left is negative on the environment as the lifespan of the newbuild is limited  |
| 48 | Winters are getting milder. We should only be helping the elderly or those with a medical need eg cancer patients etc. Not someone too lazy to go to work, has a fancy TV, latest phones and probably own a caravan. Get real   |
| 49 | Energy companies who made record profits during the Ukraine invasion should be reducing prices for everyone.  |
| 50 | Best thing Executive can di is to do nothing-They only make things worse when they get involved   |
| 51 | Firmly of the opinion that gas and electric companies are ripping people off!!!!  |
| 52 | Regulation needed to reduce the cost of oil and electricity. This would assist families with a standardised cost.   |
| 53 | Prices are quick to go up but slow to come down   |
| 54 | Having wind turbines everywhere would be great as oil and gas are not the ways of the future  |
| 55 | Stop describing things as 'poverty' .   |
| 56 | These companies make vast amounts of money. That should be investigated!  |

**POLL-SURVEY CLOSE: FINAL COMMENTS (optional):**

**Any further final comments, regarding this poll-survey, 'Fuel Poverty' in NI, and/or current NI Energy issues and topics....? If no comments - please leave blank**

57	Where I live we have no choice other than to use home heating oil with no gas available. I think everyone should have the option of different forms of fuel
58	Greatest need is for advice, guidance and financial to improve energy efficiency of existing homes and to incorporate high standards of energy conservation in older homes through attractive grant schemes
59	In one of the questions NONE included Don't Know combining two very different choices.
60	Think most people in NI never mind UK are in fuel poverty. We pay a huge amount for our electricity. Our public representatives ie MLAs are too well paid and should only be paid the average income of the area they live in. It shouldn't be that they determine how much they are paid.
61	All this drive to renewable energy is driving up the price of electric etc, government needs to tap into the oil fields and abstract as much as possible. Depending on imported gas etc is driving up energy prices.
62	I'm elderly and depend on my pension. It's getting increasingly difficult to buy food and heat.
63	I haven't been able to order oil from a company for 3 years. I go to the garage once a week in the winter and fill a drum which I put in my tank. We really only use oil for heating water as the immersion heater is too expensive. We have a small stove in the living room and that's the only heat we have. We use hot water bottles in the bedrooms. We have the most expensive energy in the world because the government has signed us up to net zero without ensuring heating isn't a luxury. Stormont can talk all they want about it, but they haven't the funds, or want to waste the funds on pet projects, to make a difference.
64	No
65	Help to upgrade windows and doors should be extended to those with mortgages - it would be a good help to have the house insulated
66	
67	I have solar panels and they are great
68	How about questioning why fuel prices are so outrageously high compared to the EU mean average. We are being fleeced and people are dying, getting sick or in financial trouble. The government is clearly to blame
69	A financial scheme to upgrade your home with solar, insulation, energy and environmentally friendly heating source possibly in partnership with the energy companies. Where they can guarantee the work and organise payment would work for me
70	Oil and electricity companies are profiteering on the backs of ordinary people and in full view of the government...until our politicians are prepared to tackle this nothing will change
71	I think the 'clean energy'/'net zero' stuff is ridiculous nonsense. It's going to cripple people in this country and achieve absolutely nothing.
72	Fuel poverty is a massive issue and the executive parties are not doing enough to tackle it,
73	I think the solution to poverty is education in budgeting, money management and basic meal preparation. people need to establish priorities. is a car really needed? ia a Sky subscription really necessary? ETC.
74	I am a 68 OAP ... looking after my Mum who is 99 .. we did not qualify for the heating allowance, but just fell short of the cut off ... My Mum is now doubly incontinent so I wash soiled bedclothes and garments every day ... today I had the washing machine on three times ... I can no longer afford the tumble dryer so on wet days I have always wet washing hanging about. Mum can no longer leave the house and she needs the house well heated, even in summer we had our heating on. Most of our pensions go now on electric and oil ... And we are cutting back on other things to afford our utility bills. I am dreading the winter.
75	We're fortunate but I volunteer with families in poverty - energy costs are a major worry and cannot be controlled in any way other than reducing usage. Cold damp homes and inevitably increased risks of mould and illness are the result. Warmth is as

**POLL-SURVEY CLOSE: FINAL COMMENTS (optional):**

**Any further final comments, regarding this poll-survey, 'Fuel Poverty' in NI, and/or current NI Energy issues and topics....? If no comments - please leave blank**

	essential as food and energy needs to be affordable - or social security needs to be increased to cover the additional costs of keeping warm, being clean and cooking.
76	Currently, if we need heat during the day (we typically use the night cheap tariff to use our underfloor heating during the day), we use oil because it is cheap at present. Our electricity charges should not be linked to a global gas charge. The government should incentivise home insulation to avoid heating loss in old houses.
77	More money needs to be invested in renewable energy so that households aren't subjected to the fluctuating prices of oil, gas, coal.
78	Consumers are at the mercy of energy companies. It's about time the utility regulator/government started to come down on the side of consumers and set a windfall tax on energy companies and give this back to reduce prices to those who pay for their fuel.
79	End the Green Agenda. Start drilling for oil, fracking and mining for coal
80	We wouldn't be in fuel poverty if the price of fuel wasn't exorbitant
81	Scrap net zero. Total bullocks.
82	Its NOT Fuel Poverty - it's GREED for profits.
83	More support for pensioners
84	I'm sure there are some people in fuel poverty. But shelter, food and heat should come first in people's budgets, and only after those are paid in full should people buy luxuries like pay as you go mobile phones, TVs, packages for their TVs, food not prepared in the home, taxis and alcohol etc.
85	Thank you for addressing this very important subject.
86	I think fuel poverty is a choice as available family funds should in the first instance be used for housing and fuel, not unessentials like new cars, large screen TV' s TV subscriptions etc
87	The Net Zero agenda being implemented by the UK government is increasing energy bills for working people. The subsidies being given to renewable energy businesses are being paid for by working people and the dividends going to an elite few.
88	Educate people's priorities. Food and heating as opposed to iPhone and skytv.
89	Improve housing stock will reduce energy consumption
90	Immobile. Must sit 95% of time. Therefore no exercise to keep warm.
91	I can afford to pay for the cost of fuel at the moment but still believe the cost is too high
92	I think the list of possible actions by the Executive are all good, but a proper strategy to tackle fuel poverty with a statutory target and annual monitoring would trigger the other specific interventions as appropriate.
93	Nationalise electricity and oil and gas. Heating your home should not be left to capitalism.
94	I think the money being used for digging up roads to bring gas to my town would be better spent on retrofitting renewables and for new homes making them so they don't need oil nor gas
95	fuel poverty is caused by the greed of the energy companies to make their shareholders more profits
96	NIE have a monopoly so just increase prices at a whim. This is wrong. there are some charities who help with winter fuel costs and we have had help from them in the past. But again too many of the genuine folk affected don't know about their help

**POLL-SURVEY CLOSE: FINAL COMMENTS (optional):**

**Any further final comments, regarding this poll-survey, 'Fuel Poverty' in NI, and/or current NI Energy issues and topics....? If no comments - please leave blank**

	as the usual benefit spongers who have very warm houses all paid for get in first. Our house is old and single brick and is freezing in winter. We have very low income (way below the national average..)between the two of us but have to pay for everything as we worked low paid jobs all our lives. I know far too many people (incl family members of mine) who have never worked and lie through their teeth to get everything free. Their houses are modern and always warm and they have FREE MG cars by spoofing on their DLA forms..Govt ignores this. They couldn't care less about us working or ex working poor. Bet their houses are toasty all winter while I shiver under three layers oc clothes and have to sit in a sleeping bag during the day. Without an electric blanket at night I'd be dead. is this what I worked all my life for?
97	The fact that oil prices fluctuate wildly and are often influenced by world events creates even more fuel insecurity here where so many rely on oil as their main source of heat. You never know how much your next fill of oil will cost
98	Electric and oil prices are out of control
99	Increasing the energy efficiency of older homes and educating residents about the need for venting of bathrooms, kitchens and laundry areas would go a long way in dealing with mould problems. Also, requiring landlords to clean and maintain gutters and drains would help ameliorate damp and mould problems. Also, and I'm aware this sounds insensitive: advise people to wear WARM clothing in winter. I grew up in houses that had neither electricity or indoor plumbing. We and the adults around us used common sense strategies to stay warm in cold rooms.
100	Nobody actually cares about social housing tenants or monitors how these issues affect us in a remotely effective way.
101	None
102	Hold landlords to account for energy efficiency and provide grants for those that own their own home to modernise.
103	We need access to the same grants as England please, particularly for renewable energy, such as air source heat pumps.
104	Homes need to be more energy efficient. Focus needs to be on improving existing housing while setting higher standards in the Building Regs for new homes. We need more investment in renewables and NI deperately needs a subsidy scheme to help homeowners transition to heat pumps and solar.
105	Gas prices should be a lot lower in NI, they are much lower in other parts of the UK. Energy providers should have to be much more transparent about profits and shouldn't be allowed to make such a massive profits. Middle and lower income households are suffering due to greed.
106	Would appreciate advice on how to make my home more energy efficient and grants to that purpose - prefer one-to-one engagement - no forms please - I have a condition called 'formaphobia'
107	Feels like post RHI, exec have been frightened of new schemes around energy. But perhaps it is just inept.
108	Supporting the development of energy efficient homes with grants
109	Provide funding for insulation, air to water pumps and solar panels. Make households less reliant on oil, coal and gas. It will benefit households and the environment.
110	It's disgraceful the speed we are going to get to net zero, leaving so many people unable to heat homes, because of cost. And job losses because businesses can't keep going.
111	Energy costs are affecting everyone.  As well as providing support for households businesses are incurring extra costs and passing those onto consumers causing cost of living to rise for everyone.
112	The vat charged on heating oil and electricity should be pooled into a fund to help families on lower incomes. The money could be paid directly to the energy companies to offset the energy costs of families qualifying for the benefit. In my opinion only working families or retired pensioners should qualify. People not in employment or not retired shouldn't qualify. They should do some work to keep warm.

**POLL-SURVEY CLOSE: FINAL COMMENTS (optional):**

**Any further final comments, regarding this poll-survey, 'Fuel Poverty' in NI, and/or current NI Energy issues and topics....? If no comments - please leave blank**

113	I am often baffled how some who say they can't afford to heat their homes have an abundance of smart phones, can afford tobacco products and alcohol, etc. It is all about getting your priorities right in life.
114	Because of the huge hike in mortgage interest rates, following the Truss budget, which are still high as well as the increased price of living; for home heating, for staples like bread, milk, eggs etc, it is much harder to find the money to keep ahead of fuel demands.
115	No mention of reducing fuel costs by abandoning green energy policies
116	Community based organisations that offer services to vulnerable people who need social support should get full vat exemption on heating costs & support with thier service related heating costs.
117	Reduce energy cost across the UK through abandoning the unachievable net zero targets.
118	Ensuring that our energy supply is much cheaper is more important at this time than achieving net zero.
119	Poverty shouldn't be categorised - either you have enough money to pay for all necessities or you don't. If people in 'fuel poverty' bought fuel and then didn't have enough money to pay for food, would they be in 'sustenance poverty'? If they bought food and fuel but didn't have enough money for clothing would they be in apparel poverty or footwear poverty? The word you want is poverty. It is a stunningly stupid and unnecessary expression, adopted by people who are euphemising everything to make it appear that they give a cuss and intend to do something about it.
120	The rise on the price of electricity needs to be curtailed as year by year electricity becomes more expensive. As a registered disabled person i find this very worrying as i have a very restricted income.
121	It would be good to see measures that support people rather than a stick approach which is the usual incompetent government approach.
122	Tackling fuel poverty should mean targeting big businesses who are profiting hugely while those on lower incomes - ir medium incomes with childcare costs - are struggling to heat their homes.
123	Being a volunteer in svdp charity visiting homes which require our help with heating and electricity I know at first hand how difficult it is for many families on metered gas and electricity the rates being charged leave them with little choice but to cut down on their use of both.
124	I'm glad you sent this survey, transitioning households away from fossil fuels for home energy and heating will slash bills for everyone in Northern Ireland and the investment will repay itself in within a decade and improve security of energy supply in an era of global volatility. Northern Ireland is the only jurisdiction in the British Isles where there is no financial support to help people transition their homes heating away from fossil fuels to renewable energy sources. This executive needs to address this glaring anomaly and also aid the development of geothermal energy in NI, of which there are significant sources, such as was recently tapped for an apartment block in Randalstown.
125	Living 1.5 mile from the firmus gas pipeline and being in a village with businesses and a school it would seem to make sense to expand the gas network
126	Money should be provided for householders to avail of renewable technologies like solar panels.
127	Rather than seek band-aid solutions for people in fuel poverty Stormont and UK government should re-nationalise all aspects of energy provision.
128	No
129	I go to work in the winter instead of working from home so I don't need to heat my flat during the day
130	None



**POLL-SURVEY CLOSE: FINAL COMMENTS (optional):**

**Any further final comments, regarding this poll-survey, 'Fuel Poverty' in NI, and/or current NI Energy issues and topics....? If no comments - please leave blank**

- |     |   |
|-----|---|
| 131 | The energy users are subjected to market driven situations by the suppliers, who are running businesses. The alternative would be a public ownership practice where a profit margin would not need to be 'built in' to bills.   |
| 132 | The cost of heating is prohibitively expensive for some and needs addressing at government level, will they ? No because they gain immense tax revenues, it's a national scandal  |
| 133 | Northern Ireland currently curtails/wastes a third of its wind generated power. Domestic batteries coupled with heat pumps and aggregated into a virtual power plant could be a cost effective way of reducing fuel poverty whilst supporting the grid and the growth of clean energy.  |
| 134 | Keep oil prices to a minimum Subside oil suppliers and everyone wins  |
| 135 | All new homes' energy efficiency should be enhanced via Building Regulations. Installation of solar and heat pumps should be incentivised.  |
| 136 | Restore the winter fuel payments in full to all pensions for the in coming winter .   |
| 137 | Oil and electricity companies need to be lobbied to reduce prices to a realistic level considering their profit margins and the increasing wealth of their shareholders   |
| 138 | I'm sure there are plenty of people in a worse position than us   |
| 139 | One off payments should be fuel stamps or similar-cash can be redirected!   |
| 140 | Investment by government in alternative forms of energy and grant aid for all to change to sustainable energy sources   |
| 141 | Heating allowance for over 80 year old I am 85 and have my heat on at the moment as I have a bad heart and on blood thinners and because I have a son still at home who looks after me I don't get anything of the state WHY because I have a small pension of £21 per week from dead husbands job which means I cannot claim any benefits  |
| 142 | We are not in fuel poverty, however we border it. Energy companies would tell you a false reason to why they keep raising the cost, which is a lie based on their profits. Government seem to have no willingness to challenge these people. Since the start of covid, energy companies have raised their prices by 45%, every year is the same up an up with the cost, I remember them taken the cost down and a month later they put it up again plus extra. It's not right that these people can play with people lives. Elderly people are dying, children go hungry and the providers go to the Sun on holidays.   |
| 143 | t   |
| 144 | I am not convinced that the regulatory bodies are actually able to stop the greed of oil/ gas/ biofuel suppliers. The costs are excessive when compared to other countries  |
| 145 | As earlier comment, poverty is poverty. Fuel poverty is not separate to other deprivation. Breaking it up into silos just reduces resources and ensures failure to achieve the aim which is well being and inclusion for every citizen. My experience of renewables - solar, effective insulation, ground source heat pump and mechanical heat recovery involved very significant (and painful) upfront investment, which I was lucky to be able to bear, but has now delivered efficiency and comfort which will ensure affordability into retirement. This is where the government need to go - long term planning is the only way to improve prosperity for all. |
| 146 | On an electricity or gas bill, there should be a statement saying something like: "Your usage of electricity/gas is in line with the expected usage for a house of your size, or 10% (or 20% / 40% / 60%) greater than the expected usage for a house of your size".<br>If the usage is more than 40% greater than the expected usage, free help and advice should be available to reduce heating costs.  |
| 147 | No proper competition in gas markets. Also sonically change of rates twice a year, always going up before winter be sometimes down in spring. Profit grabbing I. Your face.   |
| 148 | Green and omission free source of heating are long overdue. We've only got one planet   |

**POLL-SURVEY CLOSE: FINAL COMMENTS (optional):**

**Any further final comments, regarding this poll-survey, 'Fuel Poverty' in NI, and/or current NI Energy issues and topics....? If no comments - please leave blank**

- |     |  |
|-----|--|
| 149 | Homes in Northern Ireland are too poorly insulated and ventilated. There needs to be more coherent information and advice on alternative heating sources as well and financial incentives to convert to solar/wind energy. That advice needs to come from government rather than commercial enterprises as the latter have obvious commercial interests rather than the interest of the consumer at heart.   |
| 150 | Addressing the over inflated prices Supply companies are charging is the best way to address fuel poverty and renationalising Electricity, Gas supply ,Private companies are for profit not for people.  |
| 151 | Why is oil so very expensive to the consumer when the companies pay out v big dividends to their share holders and ceo s They should get less and the consumer get cheaper oil. It's greed   |
| 152 | In the context of climate change, I feel guilty to be still reliant on fossil fuels but there isn't much help in NI to explore alternatives.   |
| 153 | Northern Ireland is well behind the rest of the UK and also Irish Republic in promoting the installation of renewable energy systems in homes. Surely it is time to bring us up to date with these countries   |
| 154 | Our aging housing stock with poor insulation needs a government scheme so we can upgrade our windows and other heating options like heat exchanger etc, a grant scheme for new triple glazing would sort out a lot of our fuel poverty.  |
| 155 | Government needs to do more to control energy costs. Companies still making huge profits limited investment in other energy sources.   |
| 156 | All energy should be nationalised and operated by the state at cost price  |
| 157 | If we drill for oil and gas in our own Country then we wouldn't have expensive energy and heating bills. We can also have solar and windmills to help.   |
| 158 | Government needs to sort the pricing of wholesale electricity  |
| 159 | I pay a lot for energy but I am comfotably off. If I did not have a good private pension I would be in trouble   |
| 160 | N/a  |
| 161 | No grants for heat pumps in NI in effect. If gas available you have to take gas to get assistance  |
| 162 | Net Zero and too much reliance on renewable electricity is increasing energy costs. Net Zero obsession by politicians must be scrapped   |
| 163 | Reducing the cost of electricity to promote transition to low carbon heating   |
| 164 | Yes I have really struggled to keep warm in my current home. At times I have stayed with relatives. My house is now hopefully sold & im moving to a much smaller energy efficient home which is why I will only have to worry about heat for another few months.   |
| 165 | There is a fundamental need for more social housing that is fit for purpose, equipped to provide effective, efficient & economic methods for home heating.   |
| 166 | Energy efficiency is the short term, cost effective gain. More focus on insulation and energy measurement, shocking that we dont have smart meters here in NI and option to benefit from time of use tariffs ie cheaper off peak electricity at night and weekends.<br>Government needs to get realistic about energy policy - decarbonisation of heat towards electricity will be even more expensive, heat pumps are like electric cars, rich boys(and girls) toys. Oil and gas running costs are much lower than heat pumps or electric heating, lower capital and install costs also. The energy policy concept of "just transition" is false propaganda and not reflected in current reality, no financial support in NI in any case. Government should redirect any future heat pump support into financial support to current distressed consumers or into housing energy efficiency improvements, encourage landlords to implement energy conservation measures. |



**POLL-SURVEY CLOSE: FINAL COMMENTS (optional):**

**Any further final comments, regarding this poll-survey, 'Fuel Poverty' in NI, and/or current NI Energy issues and topics....? If no comments - please leave blank**

- |     |   |
|-----|---|
| 167 | To keep on top of your electricity bills, especially in the private rented sector, is a balancing act of monitoring the meter, not heating, sitting with an electric blanket instead, keeping the damp at bay, making a cuppa soup, feeling lethargic and hoping for the spring. Old uninsulated houses have a lot to answer for.   |
| 168 | Northern Ireland needs an equivalent to the warm homes discount in England. Unless the Govt will step in to provide a social tariff. Poorest have no redistributive help in Northern Ireland.   |
| 169 | Important that the elderly and vulnerable and those on the breadline have help to keep warm and well fed.   |
| 170 | There is free energy, there are alternatives but big oil companies have it stitched up and lobbied to the hilt so their expanding greed is maintained.  |
| 171 | I work and have always worked in the NHS<br>I find it very disheartening to have to restrict hot water and heating to be able to get by<br>I am rarely able to afford heat in the bedroom which are Baltic and rely on electric blankets etc  |
| 172 | Electricity suppliers in NI charge extortionate prices  |
| 173 | Insulation!   |
| 174 | The measurement of fuel poverty as a percentage of income is too vague. It should be a practical measure  |
| 175 | How can anyone claim to be fuel impoverished if the smoke or consume alcohol, foreign holidays etc. Home and family welfare MUST come before all frivolous spending   |
| 176 | Payments should be made to all pensioners   |
| 177 | Fuel costs impact everyone, especially those who work for a living and are not entitled to any help whatsoever. Full time Workers are the people who suffer fuel poverty and this should be addressed fully.  |
| 178 | Throwing tax payers money at other struggling tax payers is not a long term affordable answer. The obscene profits made by the energy companies are the source of the problem, in my opinion.   |
| 179 | Close the talking box called Stormont and let's save one huge energy bill !   |
| 180 | The majority of people who are in fuel poverty don't manage their money properly  |
| 181 | Every energy provider should be investigated for profiteering   |
| 182 | We can manage our energy costs because we have paid off our mortgage. If we still had a mortgage, we would struggle to keep the house warm. Because of disability we need to keep the heating on more than others would.  |
| 183 | no  |
| 184 | Create jobs, assets and income from taking charge of our own energy industry. It is possible for NI to be energy independent with the new technologies available today. Do not include the private sector in owning this infrastructure, it must be built for the people, not capitalists. Solar panels on schools saves energy bills, on car parks, provides shelter and cheap electricity. Tidal energy has huge potential and we live on an island. We are stuck on fossil fuels and the Government is allowing these companies to rob us all. |
| 185 | Take the green tax off all fuel. Less emphasis on climate targets and more on keeping people warm and healthy.  |
| 186 | Energy companies continue to profit while households and businesses continue to pay higher and higher costs. The NI Assembly could acknowledge and address this problem.  |
| 187 | Green taxes and VAT are causing energy crisis; end those taxes! Also build a nuclear reactor in Northern Ireland; it's clean, cheap and a long-lasting source.  |

**POLL-SURVEY CLOSE: FINAL COMMENTS (optional):**

**Any further final comments, regarding this poll-survey, 'Fuel Poverty' in NI, and/or current NI Energy issues and topics....? If no comments - please leave blank**

- |     |  |
|-----|--|
| 188 | Help for those retired early due to ill health who are not on benefits but struggle to pay heating costs on their ill health pension. These people are often house bound and not able to be out of home all day so have higher fuel costs in colder weather but if not on universal credit or state pension age are ineligible for help  |
| 189 | Why do we have some of the highest electricity prices in the world? Net zero!  |
| 190 | We need to invest more in energy self-sufficiency to help avoid global price fluctuations.<br><br>Ideally, that would be renewable.  |
| 191 | Over the past 2 cope this way. have helped our 28 year old son to heat his rented apartment in a gated community . Although he and his girlfriend are graduates in full time employment their wages in the hospitality industry are not high and their apartment was freezing. Thankfully we are ok now but fuel poverty is not new and 17 years ago our inept electricity supplier almost bankrupted us. Thankfully by cutting down trees, logs on our land and pallets we survived and I know of many farms that |
| 192 | Very good survey, and the NEA-NI do a very good job.   |
| 193 | Our Westminster Government News to STOP THE BOATS and deport all illegals immediately. They also need to abolish Net Zero nonsense abd they must send NO MORE MONEY to Foreign countries, especially Ukraine. They also need to end non elected Quangos,I reopen the North Sea Oil abd Gas fields abd start fracking. No more Wind Turbines, on Land and Sea. Reopen the Coal Mines and the coal Fired Power Stations  |

answered

193

## NOTES

The Data, Results, and Commentary enclosed in this report are confidential and subject to the provisions of the UK Data Protection Act. Any publication, distribution, or communication, of this report, or parts thereof, are not permitted without the authorisation of LucidTalk and/or NEA-NI.

LucidTalk is a member of all recognised professional Polling and Market Research organisations, including the UK Market Research Society (UK-MRS), the British Polling Council (BPC), and ESOMAR (European Society of Market Research Organisations). The BPC are the UK professional body ensuring professional Polling and Market Research standards, and all polling, research, sampling, methodologies used, and results and reports production, for this project, are, and have been, carried out to the professional standards laid down by the BPC and also (as published) of AIMRO (Association of Irish Market Research Organisations).

**Strictly Confidential – LucidTalk and NEA-NI use only.**

If you have a query about this poll project, or about any aspect of LucidTalk's products and services then please contact: [info@lucidtalk.co.uk](mailto:info@lucidtalk.co.uk) or go to [lucidtalk.co.uk](http://lucidtalk.co.uk)

**Strictly Confidential – LucidTalk and NATIONAL ENERGY ACTION (NEA-NI) use only**

Subject LucidTalk Market Research Projects – NI Poll Projects – NEA-NI – NI Attitudinal Poll Research Project: September 2025  
– Final Quantitative and Qualitative Results Report (Version 1.0)

Issue Date

26<sup>th</sup> September 2025

**STRICTLY CONFIDENTIAL**  
**– LucidTalk and NEA-NI use only**